



**CITY OF UNIVERSITY PARK, TEXAS**

**FY2014 BUDGET (v. 2)  
October 1, 2013 – September 30, 2014**

August 9, 2013  
Revised 8/28/2013

This budget will raise total property taxes versus last year's budget by \$717,929, or 4.64%, and of that amount, \$280,252 is tax revenue to be raised from new property added to the tax roll this year.

*This statement is required by HB 3195 of the 80<sup>th</sup> Texas Legislature.*



**DATE:** August 28, 2013 [revised from 8/6/2013]  
**TO:** Honorable Mayor and City Council  
**FROM:** Bob Livingston, City Manager  
**SUBJECT:** Proposed FY2013 budget (v. 2)

---

## Introduction

This memo presents the City Manager's proposed budget for Fiscal Year 2014 (FY2014, the period October 1, 2013 – September 30, 2014). The proposed FY2014 expenditure budget totals \$46,132,713, a 4.04% increase from FY2013:

<b>Fund</b>	<b>FY2012 Actual Expenditures</b>	<b>FY2013 Adopted Budget</b>	<b>FY2014 Proposed Budget</b>	<b>\$ Change</b>	<b>% Change</b>
General	\$27,789,930	\$27,261,321	\$28,219,147	\$957,826	3.5%
Utility	\$13,704,022	\$13,989,599	\$14,710,895	\$721,296	5.2%
Sanitation	\$2,606,801	\$2,771,808	\$2,765,251	(\$6,552)	(0.2%)
Storm Water	<u>\$143,512</u>	<u>\$252,870</u>	<u>\$437,420</u>	<u>\$184,550</u>	<u>73.0%</u>
Total	\$44,244,265	\$44,275,598	\$46,132,713	\$1,857,120	4.2%

For the first time, the Storm Water Utility Fund is shown as a separate fund. Before now, the storm water utility fee revenues and program expenditures were included in the Utility Fund with water and sanitary sewer activities.

Five major themes will be discussed in this memo: property tax impact; water and sewer rate changes; personnel-related changes; library operations and funding; and operational and capital expenditures.

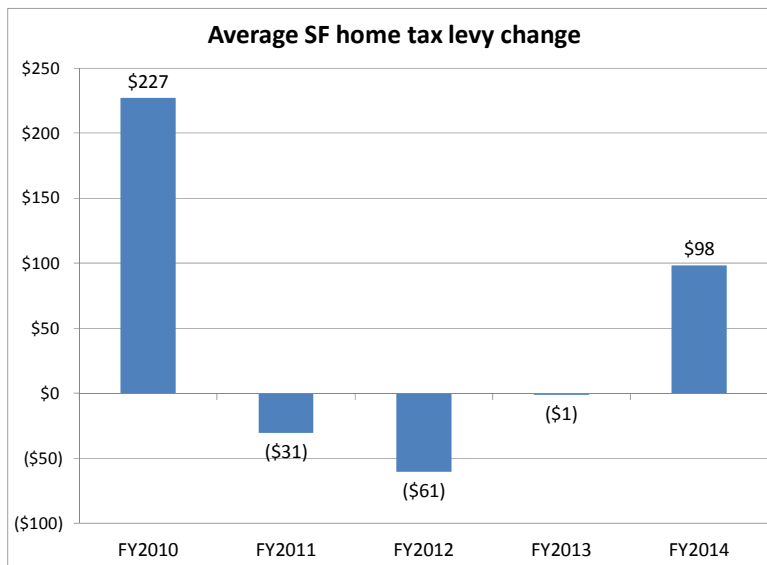
## Major themes

### 1. Property tax impact

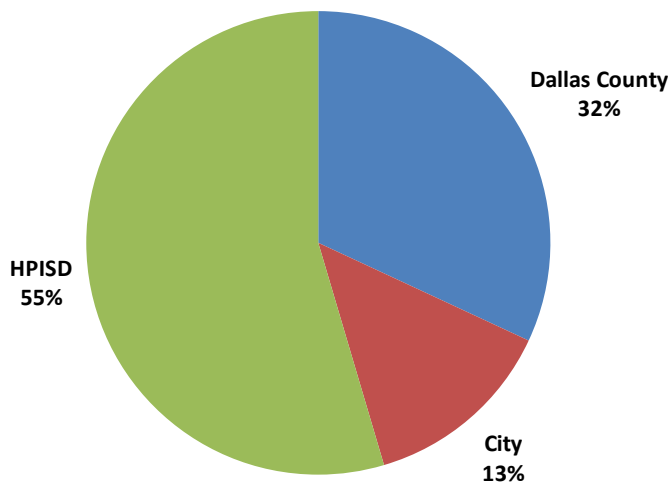
The 5.59% increase in University Park's taxable base means that lowering the current 27.845 cent tax rate to 27.432 cents still produces \$626,256 more tax revenue. The average single family homeowner would pay \$2,532 in City taxes--\$98 more than last year, but only \$6 more than four years ago. The next table and chart display the rise and fall in home values and City tax bills since FY2010.

### Home value and property tax comparison

	FY2010	FY2011	FY2012	FY2013	FY2014
Assessed Value (Market)	\$1,189,311	\$1,120,199	\$1,093,015	\$1,092,539	\$1,153,806
Less 20% Hmstd Exmp	(\$237,862)	(\$224,040)	(\$218,603)	(\$218,508)	(\$230,761)
Taxable Value	\$951,449	\$896,159	\$874,412	\$874,032	\$923,045
Tax Rate per \$100	\$0.26548	\$0.27845	\$0.27845	\$0.27845	\$0.27432
City Tax Levy	\$2,526	\$2,495	\$2,435	\$2,434	\$2,532
Change in Tax Levy	\$227	(\$31)	(\$61)	(\$1)	\$98



No increases are budgeted for sales tax, building permit, or direct alarm revenues in the General Fund; this makes reliance on the property tax all the more pronounced. Even with the increase, University Park’s tax levy represents a fraction of a taxpayer’s overall tax bill, as the below chart shows.



## 2. Water and sewer rate changes

In April 2013 consultants from 3<sup>rd</sup> Generation Engineering completed a comprehensive water and sewer rate study for the City. The City has not increased water rates since 2010 or sewer rates since 2008, while treatment charges, operating costs, and capital project needs have continued to increase.

The combined effort of 3GE, City staff, and the Finance Advisory Committee resulted in new proposed rates that are designed to encourage conservation and simplify the rate structure. In short, to produce sufficient revenue, the new rates result in utility bills approximately 15% higher than at present. A summary of the proposed rates is shown in the table below.

Water (1-inch meter size)	Current	Proposed
Minimum base rate per month	\$12.75	\$11.00
Gallons included in base	2,000	0
Rate per 1,000 gallons	\$3.65	\$4.30
Conservation tier threshold	11,500 gallons/month	30,000 gallons/month
Conservation rate per 1,000 gals.	\$4.65	\$5.90

The impact on an individual water customer varies with consumption. The below chart displays the monthly bills resulting from four different consumption volumes.

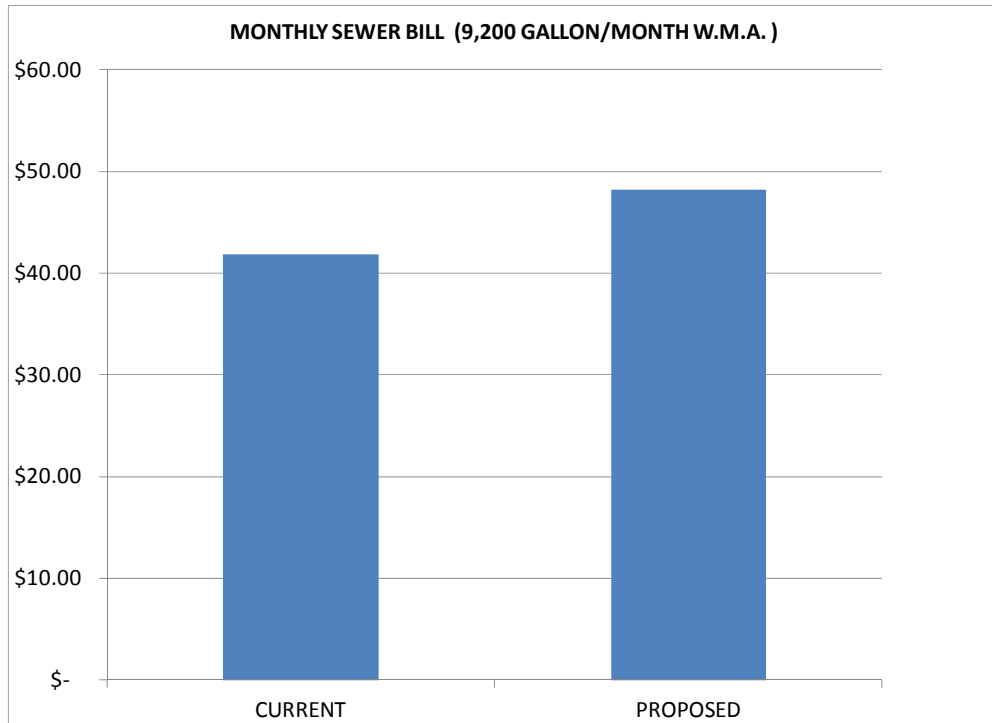


Increased conservation measures, such as reduced lawn watering and installation of more water-efficient appliances, can reduce consumption volumes and blunt much of the rate increase impact.

Sewer (wastewater) rates were also included in the rate study. As with water, treatment charges, operating costs, and capital project needs have consistently risen, resulting in the need for a rate change.

The proposed rate changes are summarized in the following table, followed by a chart depicting the impact on a typical household.

<b>Sewer</b>	<b>Current</b>	<b>Proposed</b>
Minimum base rate per month	\$20.14	\$10.00
Gallons included in base	2,000	0
Rate per 1,000 gallons	\$3.01	\$4.15
Calculation method	Winter months average	Winter months average



### 3. Personnel-related changes

Employee salaries and benefits make up \$24,118,727, or 51.7%, of the City’s \$46,672,541 budget. The FY2014 budget contains the following key personnel-related elements:

- A 2% pay raise for City employees. The FY2013 budget included a 3% raise, while the FY2012 budget maintained existing pay amounts. The cost of the raise citywide is \$339,091.
- Two additional full-time employees. The Police budget includes \$61,439 for one more police/fire dispatcher position, which would bring the total to eight and allow two dispatchers on duty at most times. The Library budget includes a reduction of two part-time employees (\$28,100) in exchange for one new full-time position, a circulation assistant (\$56,776). The impact of this change is lessened by comparison because the FY2013 budget included \$33,452 for partial year employment of the previous library director.
- Health insurance contribution increase. The FY2014 budget includes \$10,725 per employee (\$893.75 per month) for health insurance, a total of \$2,477,860 citywide, up \$362,860. The FY2013 adopted budget included \$9,000/month, or \$2,115,000 annually, while a midyear budget amendment increased the amount to \$9,900/employee. An increase in the employee portion of

health care costs is also being evaluated. Staff is meeting with the City’s insurance broker and Employee Benefits Advisory Committee to find ways to reduce health care costs and prepare for requirements of the Affordable Care Act.

- TMRS contribution reduction. The employer contribution rate for 2014 is 8.16% of payroll, compared with 8.26% now. With the impact of the 2% pay raise and two new positions, the TMRS rate drop results in nearly the same budget dollars as last year--\$1,196,301 for FY2014 TMRS contributions versus \$1,196,577 in FY2013, a decrease of \$276.

#### 4. Library operations and funding

The University Park Public Library’s first-year budget of \$600,000 allowed the library to begin operating in its new space with three full-time and five-part time employees. Year-over-year activity measures for the library are encouraging:

Measure	FYTD July 2012	FYTD July 2013	# Change	% Change
Circulation	32,437	48,768	16,331	50.3%
New patrons	582	2,029	1,447	248.6%
Public computer sessions	1,444	1,695	251	17.4%

The FY2014 budget proposes \$696,072; most of the increase over FY2013 is to pay fees charged by the manager of the 8383 Preston Center Plaza building. These fees are budgeted in the “contract maintenance” line-item, along with custodial and plant maintenance charges. This item and other second-year changes are displayed in the table below:

Item	FY2013	FY2014	\$ Change	% Change
Salaries and benefits	\$390,768	\$394,248	\$3,480	0.9%
Software programming/maintenance	\$25,000	\$34,765	\$9,765	39.1%
Contract maintenance	\$0	\$74,190	\$74,190	n/a
Electric and gas service	\$60,000	\$43,680	(\$16,320)	(27.2%)
Telephone/Internet	\$5,300	\$29,300	\$24,000	452.8%

As in FY2013, the University Park Friends of the Library are expected to provide \$300,000 in FY2014 to support the UPPL.

#### 5. Operational and capital expenditures

A variety of other proposed expenditures drive the proposed FY2014 budget and are displayed below. For the first time in five years, the amount proposed for transfer to the Capital Projects Fund is increased. This change will help maintain the Fund’s financial soundness and fund the projects included in the City’s Capital Improvement Program (CIP).

Category	FY2013	FY2014	\$ Change	% Change
Capital projects	\$5,227,602	\$5,337,373	\$109,771	2.10%
Electricity	\$686,000	\$657,537	(\$28,463)	(4.15%)
Equipment maintenance	\$971,338	\$1,011,764	\$40,426	4.16%
Equipment replacement	\$507,772	\$565,416	\$57,644	11.35%
Fuel	\$426,840	\$477,958	\$51,118	11.98%
Total	\$7,819,552	\$8,050,048	\$230,496	2.95%

## Conclusion

The proposed budget is now ready for review by the Employee Benefits, Finance, and Insurance Advisory Committees. Staff proposes the following schedule to satisfy the public hearing and notice requirements for the FY2014 budget's adoption:

<b>Date</b>	<b>Day</b>	<b>Description</b>
August 9	Friday	Submit proposed budget to City Council and file with City Secretary
August 27	Tuesday	Receive staff briefing on budget and hold public hearing
September 3	Tuesday	Hold second public hearing
September 10	Tuesday	Adopt budget and related ordinances
October 1	Tuesday	New budget takes effect

Staff looks forward to meeting with the City Council and advisory committees to discuss the budget in more detail. We are happy to provide any additional information that will be helpful during your consideration.

CITY OF UNIVERSITY PARK, TEXAS					
FY2014 PROPOSED BUDGET BY FUND AND DEPARTMENT					
8/28/2013					
Fund / Org Unit / Department	FY2012 Adopted Budget	FY2013 Adopted Budget	FY2014 Proposed Budget	\$ Change	% Change
<b>GENERAL FUND</b>					
<b>Total Revenues</b>	<b>\$26,691,024</b>	<b>\$27,286,305</b>	<b>\$28,219,147</b>	<b>\$932,842</b>	<b>3.47%</b>
<b>Expenditures</b>					
01-02 EXECUTIVE	\$1,187,135	\$947,218	\$987,621	\$40,403	4.27%
01-03 FINANCE	1,059,604	\$1,023,093	\$1,022,882	(\$211)	-0.02%
01-04 HUMAN RESOURCES	363,849	\$354,043	\$362,932	\$8,889	2.51%
01-05 INFORMATION SERVICES	996,662	\$980,320	\$1,011,471	\$31,151	3.18%
01-06 LIBRARY	0	\$600,000	\$696,072	\$96,072	16.01%
01-10 COURT	331,720	\$341,706	\$359,273	\$17,567	5.14%
01-19 COMMUNITY DEVELOPMENT	1,016,899	\$1,155,595	\$1,182,674	\$27,079	2.34%
01-20 ENGINEERING	744,212	\$750,505	\$772,021	\$21,516	2.87%
01-25 TRAFFIC	848,934	\$862,322	\$928,387	\$66,065	7.66%
01-35 FACILITY MAINTENANCE	755,293	\$581,232	\$647,211	\$65,979	11.35%
01-40 FIRE	4,860,342	\$5,040,718	\$5,229,619	\$188,901	3.75%
01-50 POLICE	6,666,922	\$6,795,268	\$6,907,674	\$112,406	1.65%
01-70 PARKS	2,834,510	\$2,745,922	\$2,899,585	\$153,663	5.60%
01-75 SWIMMING POOL	269,583	\$275,869	\$283,001	\$7,132	2.59%
01-80 STREETS	1,756,234	\$1,775,323	\$1,896,537	\$121,214	6.83%
01-85 TRANSFERS	3,032,187	\$3,032,187	\$3,032,187	\$0	0.00%
<b>Total Expenditures</b>	<b>\$26,724,086</b>	<b>\$27,261,321</b>	<b>\$28,219,147</b>	<b>\$957,826</b>	<b>3.51%</b>
<b>General Fund Surplus/(Deficit)</b>	<b>(\$33,062)</b>	<b>\$24,984</b>	<b>\$0</b>		
<b>UTILITY FUND</b>					
<b>Total Revenues</b>	<b>\$ 13,006,975</b>	<b>\$ 13,810,297</b>	<b>\$ 14,893,045</b>	<b>\$1,082,748</b>	<b>7.84%</b>
<b>Expenditures</b>					
02-21 UTILITY OFFICE	\$7,882,997	\$8,428,704	\$8,871,525	\$442,821	5.25%
02-22 UTILITIES	3,266,306	3,365,480	3,534,184	\$168,704	5.01%
02-85 TRANSFERS	2,195,415	2,195,415	2,305,186	\$109,771	5.00%
<b>Total Expenditures</b>	<b>\$13,344,718</b>	<b>\$13,989,599</b>	<b>\$14,710,895</b>	<b>\$721,296</b>	<b>5.16%</b>
<b>Utility Fund Surplus/(Deficit)</b>	<b>(\$337,743)</b>	<b>(\$179,302)</b>	<b>\$182,150</b>		
<b>SANITATION FUND</b>					
Total Revenues	\$3,070,451	\$2,937,660	\$2,876,160	(\$61,500)	-2.09%
Total Expenditures	\$2,868,476	\$2,771,803	\$2,765,251	(\$6,552)	-0.24%
<b>Sanitation Fund Surplus/(Deficit)</b>	<b>\$201,975</b>	<b>\$165,857</b>	<b>\$110,909</b>		
<b>STORM WATER UTILITY FUND</b>					
Total Revenues	\$438,029	\$440,700	\$440,700	\$0	0%
Total Expenditures	\$90,450	\$252,870	\$437,420	\$184,550	73%
<b>Storm Water Fund Surplus/(Deficit)</b>	<b>\$347,579</b>	<b>\$187,830</b>	<b>\$3,280</b>		
<b>TOTAL REVENUES</b>	<b>\$43,206,479</b>	<b>\$44,474,962</b>	<b>\$46,429,052</b>	<b>\$1,954,090</b>	<b>4.39%</b>
<b>TOTAL EXPENDITURES</b>	<b>43,027,730</b>	<b>44,275,593</b>	<b>46,132,713</b>	<b>1,857,120</b>	<b>4.19%</b>
<b>TOTAL SURPLUS/(DEFICIT)</b>	<b>\$178,749</b>	<b>\$199,369</b>	<b>\$296,339</b>	<b>\$96,970</b>	



CITY OF UNIVERSITY PARK, TEXAS					
FY2014 PROPOSED BUDGET PROPERTY TAX IMPACT					
8/28/2013					
	FY2012 ADOPTED BUDGET	FY2013 ADOPTED BUDGET	FY2014 PROPOSED BUDGET	DOLLAR CHANGE	PERCENT CHANGE
<b>TOTAL CERTIFIED TAXABLE VALUE</b>	\$5,568,088,524	\$5,587,424,812	\$5,899,777,154	\$ 312,352,342	5.59%
<b>TOTAL GENERAL FUND REVENUES NEEDED:</b>	\$ 26,758	\$ 27,286,305	\$ 28,219,147	\$ 932,842	3.42%
<b>NON PROPERTY TAX REVENUE</b>					
Sales tax	\$ 3,178,851	\$ 3,338,000	\$ 3,338,000	\$ -	0.00%
Franchise fees	1,910,000	2,050,000	2,165,000	115,000	5.61%
Building permits	1,400,000	1,400,000	1,400,000	-	0.00%
Traffic/parking fines	531,000	556,000	606,000	50,000	8.99%
Service charges	1,042,730	865,055	967,541	102,486	11.85%
Direct alarm monitoring fees	819,000	866,989	866,989	-	0.00%
Interest income	265,000	265,000	265,000	-	0.00%
Utility Fund contribution	600,000	600,000	600,000	-	0.00%
Miscellaneous	1,263,077	1,543,077	1,582,177	39,100	2.53%
<b>TOTAL NON PROPERTY TAX REV.</b>	<b>\$ 11,009,658</b>	<b>\$ 11,484,121</b>	<b>\$ 11,790,707</b>	<b>\$ 306,586</b>	<b>2.67%</b>
<b>PROPERTY TAX REVENUE</b>					
Operations & Maintenance (O&M) need	\$ 15,504,342	\$ 15,558,184	\$ 16,184,440	\$ 626,256	4.03%
Penalty/interest & attorney's fees	145,000	145,000	145,000	-	0.00%
Delinquent (prior years) taxes	99,000	99,000	99,000	-	0.00%
<b>TOTAL PROP TAX OP REQUEST</b>	<b>\$ 15,748,342</b>	<b>\$ 15,802,184</b>	<b>\$ 16,428,440</b>	<b>\$ 626,256</b>	<b>3.96%</b>
<b>DEBT SERVICE REQUIREMENT</b>	<b>\$ -</b>	<b>\$ -</b>	<b>\$ -</b>	<b>\$ -</b>	<b>0.00%</b>
<b>PROPERTY TAX RATE</b>					
Operations & Maintenance (O&M)	\$ 0.27845	\$ 0.27845	\$ 0.27432	\$ (0.00413)	-1.48%
Debt Service	-	-	-	-	0.00%
<b>Total Property Tax Rate per \$100</b>	<b>\$ 0.27845</b>	<b>\$ 0.27845</b>	<b>\$ 0.27432</b>	<b>\$ (0.00413)</b>	<b>-1.48%</b>
<b>IMPACT ON HOMEOWNER</b>					
Average single-family market value	\$1,093,015	\$1,092,539	\$1,153,806	\$61,266	5.61%
Less: 20% homestead exemption	(218,603)	(218,508)	(230,761)	(\$12,253)	5.61%
Average single-family taxable value	\$874,412	\$874,032	\$923,044	\$49,013	5.61%
Tax levy	\$2,435	\$2,434	\$2,532	\$98	4.04%

<b>CITY OF UPTX</b>		
<b>FUND</b>	<b>DEPARTMENT</b>	<b>DIVISION</b>
GENERAL FUND	ADMINISTRATION	01-02 EXECUTIVE
<b>DETAILS</b>		

LINE ITEMS	ACTUAL 2012	BUDGET 2013	PROPOSED 2014	\$CHANGE	%CHANGE
1001 REGULAR EARNINGS	\$461,132	\$477,210	\$494,748	\$17,538	3.7%
1002 OVERTIME EARNINGS	\$0	\$0	\$0	\$0	0.0%
1005 LONGEVITY PAY	\$2,473	\$3,134	\$3,422	\$288	9.2%
1007 CAR ALLOWANCE	\$7,200	\$7,200	\$7,200	\$0	0.0%
1110 EMPLOYERS SHARE F.I.C.A.	\$29,842	\$31,871	\$33,220	\$1,349	4.2%
1120 EMPLOYERS SHARE T.M.R.S.	\$50,586	\$39,535	\$40,610	\$1,075	2.7%
1127 RETIREMENT SUPPLEMENTAL	\$40,000	\$40,000	\$40,000	\$0	0.0%
1130 INSURANCE-EMPLOYEE LIFE	\$2,402	\$3,127	\$3,246	\$119	3.8%
1131 INSURANCE-WORKMENS COMP	\$608	\$536	\$403	(\$133)	-24.8%
1135 HEALTH INSURANCE	\$45,000	\$45,000	\$53,625	\$8,625	19.2%
<b>SALARIES &amp; BENEFITS</b>	<b>\$639,243</b>	<b>\$647,613</b>	<b>\$676,474</b>	<b>\$28,861</b>	<b>4.5%</b>
2100 OFFICE SUPPLIES	\$2,881	\$3,321	\$3,321	\$0	0.0%
2318 COMPUTER SUPPLIES	\$0	\$1,000	\$1,000	\$0	0.0%
<b>SUPPLIES</b>	<b>\$2,881</b>	<b>\$4,321</b>	<b>\$4,321</b>	<b>\$0</b>	<b>0.0%</b>
3003 BOARD MEETINGS	\$7,257	\$10,560	\$11,750	\$1,190	11.3%
3010 POSTAGE	\$2,136	\$2,100	\$2,100	\$0	0.0%
3014 PUBLICATIONS	\$0	\$0	\$0	\$0	0.0%
3060 PROFESSIONAL SERVICES	\$330,928	\$139,295	\$140,750	\$1,455	1.0%
3063 PROGRAMMING/MAINTENANCE	\$34,421	\$33,488	\$36,504	\$3,016	9.0%
3113 PRINTING	\$20,847	\$20,826	\$20,826	\$0	0.0%
<b>PROFESSIONAL SERVICES</b>	<b>\$395,589</b>	<b>\$206,269</b>	<b>\$211,930</b>	<b>\$5,661</b>	<b>2.7%</b>
4110 HEAT,LIGHT,WATER UTIL	\$10,124	\$10,600	\$10,200	(\$400)	-3.8%
4120 TELEPHONE SERVICE	\$6,697	\$6,456	\$6,437	(\$19)	-0.3%
<b>UTILITIES</b>	<b>\$16,821</b>	<b>\$17,056</b>	<b>\$16,637</b>	<b>(\$419)</b>	<b>-2.5%</b>
5504 INSURANCE-EXCESS LIABILIT	\$0	\$0	\$0	\$0	0.0%
5506 INSURANCE-GENERAL LIABILITY	\$329	\$329	\$329	\$0	0.0%

01-02 EXECUTIVE

<b>CITY OF UPTX</b>		
<b>FUND</b>	<b>DEPARTMENT</b>	<b>DIVISION</b>
GENERAL FUND	ADMINISTRATION	01-02 EXECUTIVE
<b>DETAILS</b>		

LINE ITEMS	ACTUAL 2012	BUDGET 2013	PROPOSED 2014	\$CHANGE	%CHANGE
5514 INSURANCE-PUBL.OFFL LIAB	\$28,000	\$28,000	\$28,000	\$0	0.0%
5516 BONDS-OFFICALS & EMPLOYEE	\$200	\$200	\$200	\$0	0.0%
<b>INSURANCE</b>	<b>\$28,529</b>	<b>\$28,529</b>	<b>\$28,529</b>	<b>\$0</b>	<b>0.0%</b>
6200 EQUIP REPAIRS/NON VEHICLE	\$0	\$600	\$600	\$0	0.0%
<b>OUTSIDE SERVICES</b>	<b>\$0</b>	<b>\$600</b>	<b>\$600</b>	<b>\$0</b>	<b>0.0%</b>
7150 DUES & SUBSCRIPTIONS	\$13,465	\$14,275	\$14,275	\$0	0.0%
7170 TRAVEL EXPENSE	\$3,050	\$7,260	\$7,260	\$0	0.0%
7201 COMPUTER EQUIPMENT BELOW \$5000	\$6,392	\$1,800	\$3,200	\$1,400	77.8%
7202 MICRO COMPUTER SOFTWARE	\$432	\$0	\$4,900	\$4,900	0.0%
7221 OTHER EXPENSE	\$1,992	\$4,650	\$4,650	\$0	0.0%
7235 YOUTH ADVISORY COMMISSION EXPENDITURES	\$1,706	\$1,500	\$1,500	\$0	0.0%
7240 TUITION & TRAINING	\$1,408	\$2,845	\$2,845	\$0	0.0%
7432 ELECTIONS	\$8,967	\$10,000	\$10,000	\$0	0.0%
7475 IMPROVEMENTS--UNDER \$5000	\$0	\$0	\$0	\$0	0.0%
<b>OTHER</b>	<b>\$37,412</b>	<b>\$42,330</b>	<b>\$48,630</b>	<b>\$6,300</b>	<b>14.9%</b>
9100 OFFICE EQUIPMENT	\$0	\$500	\$500	\$0	0.0%
9201 MICRO COMPUTER EQUIPMENT	\$0	\$0	\$0	\$0	0.0%
9910 OFFICE FURNITURE	\$0	\$0	\$0	\$0	0.0%
<b>CAPITAL EXPENDITURES</b>	<b>\$0</b>	<b>\$500</b>	<b>\$500</b>	<b>\$0</b>	<b>\$0</b>
<b>TOTAL EXECUTIVE</b>	<b>\$1,120,475</b>	<b>\$947,218</b>	<b>\$987,621</b>	<b>\$40,403</b>	<b>4.3%</b>

<b>CITY OF UPTX</b>		
<b>FUND</b>	<b>DEPARTMENT</b>	<b>DIVISION</b>
GENERAL FUND	FINANCE	01-03 FINANCE
<b>DETAILS</b>		

LINE ITEMS	ACTUAL 2012	BUDGET 2013	PROPOSED 2014	\$CHANGE	%CHANGE
1001 REGULAR EARNINGS	\$577,887	\$572,081	\$556,421	(\$15,660)	-2.7%
1002 OVERTIME EARNINGS	\$0	\$0	\$0	\$0	0.0%
1005 LONGEVITY PAY	\$5,392	\$5,301	\$4,061	(\$1,240)	-23.4%
1007 CAR ALLOWANCE	\$7,200	\$7,200	\$7,200	\$0	0.0%
1110 EMPLOYERS SHARE F.I.C.A.	\$40,871	\$41,697	\$40,526	(\$1,171)	-2.8%
1120 EMPLOYERS SHARE T.M.R.S.	\$64,484	\$48,287	\$46,454	(\$1,833)	-3.8%
1130 INSURANCE-EMPLOYEE LIFE	\$3,028	\$3,631	\$3,569	(\$62)	-1.7%
1131 INSURANCE-WORKMENS COMP	\$757	\$643	\$454	(\$189)	-29.4%
1135 HEALTH INSURANCE	\$51,750	\$49,500	\$53,625	\$4,125	8.3%
<b>SALARIES &amp; BENEFITS</b>	<b>\$751,369</b>	<b>\$728,340</b>	<b>\$712,310</b>	<b>(\$16,030)</b>	<b>-2.2%</b>
2029 CLOTHING ALLOWANCE	\$0	\$0	\$0	\$0	#DIV/0!
2100 OFFICE SUPPLIES	\$3,926	\$5,560	\$5,560	\$0	0.0%
2318 COMPUTER SUPPLIES	\$0	\$0	\$0	\$0	#DIV/0!
2320 GAS, OIL & GREASE	\$0	\$0	\$0	\$0	#DIV/0!
<b>SUPPLIES</b>	<b>\$3,926</b>	<b>\$5,560</b>	<b>\$5,560</b>	<b>\$0</b>	<b>0.0%</b>
3007 DELINQUENT TAX ATTORNEY	\$23,482	\$29,000	\$29,000	\$0	0.0%
3009 COLLECTION SERVICES	\$0	\$0	\$0	\$0	#DIV/0!
3010 POSTAGE	\$2,004	\$2,000	\$2,000	\$0	0.0%
3060 PROFESSIONAL SERVICES	\$96,091	\$71,900	\$85,940	\$14,040	19.5%
3063 PROGRAMMING/MAINTENANCE	\$34,216	\$39,161	\$39,949	\$788	2.0%
3113 PRINTING	\$6,899	\$6,350	\$6,350	\$0	0.0%
3141 DALLAS CO TAX COLL SERV	\$10,400	\$11,420	\$11,420	\$0	0.0%
3145 CENTRAL APPRAISAL DISTRIC	\$77,298	\$75,957	\$75,957	\$0	0.0%
<b>PROFESSIONAL SERVICES</b>	<b>\$250,390</b>	<b>\$235,788</b>	<b>\$250,616</b>	<b>\$14,828</b>	<b>6.3%</b>

<b>CITY OF UPTX</b>		
<b>FUND</b>	<b>DEPARTMENT</b>	<b>DIVISION</b>
GENERAL FUND	FINANCE	01-03 FINANCE
<b>DETAILS</b>		

LINE ITEMS	ACTUAL 2012	BUDGET 2013	PROPOSED 2014	\$CHANGE	%CHANGE
4110 HEAT,LIGHT,WATER UTIL	\$7,603	\$7,500	\$7,976	\$476	6.3%
4120 TELEPHONE SERVICE	\$5,664	\$5,501	\$5,501	\$0	0.0%
<b>UTILITIES</b>	<b>\$13,267</b>	<b>\$13,001</b>	<b>\$13,477</b>	<b>\$476</b>	<b>3.7%</b>
5500 INSURANCE-AUTO LIABILITY	\$0	\$0	\$0	\$0	#DIV/0!
5506 INSURANCE-GENERAL LIABILITY	\$456	\$456	\$456	\$0	0.0%
<b>INSURANCE</b>	<b>\$456</b>	<b>\$456</b>	<b>\$456</b>	<b>\$0</b>	<b>0.0%</b>
6200 EQUIP REPAIRS/NON VEHICLE	\$1,143	\$1,010	\$1,010	\$0	0.0%
<b>OUTSIDE SERVICES</b>	<b>\$1,143</b>	<b>\$1,010</b>	<b>\$1,010</b>	<b>\$0</b>	<b>0.0%</b>
7150 DUES & SUBSCRIPTIONS	\$14,936	\$15,100	\$15,100	\$0	0.0%
7170 TRAVEL EXPENSE	\$10,696	\$10,095	\$9,245	(\$850)	-8.4%
7201 COMPUTER EQUIPMENT BELOW \$5000	\$8,234	\$1,000	\$3,700	\$2,700	270.0%
7202 MICRO COMPUTER SOFTWARE	\$4,450	\$2,798	\$798	(\$2,000)	-71.5%
7221 OTHER EXPENSE	\$6,234	\$5,915	\$5,915	\$0	0.0%
7240 TUITION & TRAINING	\$6,444	\$4,030	\$4,695	\$665	16.5%
7475 IMPROVEMENTS-UNDER \$5000	\$0	\$0	\$0	\$0	#DIV/0!
<b>OTHER</b>	<b>\$50,994</b>	<b>\$38,938</b>	<b>\$39,453</b>	<b>\$515</b>	<b>1.3%</b>
9100 OFFICE EQUIPMENT	\$4,001	\$0	\$0	\$0	#DIV/0!
9201 MICRO COMPUTER EQUIPMENT	\$0	\$0	\$0	\$0	#DIV/0!
9202 MID RANGE COMPUTER PROGR.	\$0	\$0	\$0	\$0	#DIV/0!
9910 OFFICE FURNITURE	\$0	\$0	\$0	\$0	#DIV/0!
<b>CAPITAL EXPENDITURES</b>	<b>\$4,001</b>	<b>\$0</b>	<b>\$0</b>	<b>\$0</b>	<b>#DIV/0!</b>
<b>TOTAL FINANCE</b>	<b>\$1,075,546</b>	<b>\$1,023,093</b>	<b>\$1,022,882</b>	<b>(\$211)</b>	<b>0.0%</b>

CITY OF UPTX		
<b>FUND</b>	<b>DEPARTMENT</b>	<b>DIVISION</b>
GENERAL FUND	HUMAN RESOURCES	01-04 HUMAN RESOURCES
DETAILS		

LINE ITEMS	ACTUAL 2012	BUDGET 2013	PROPOSED 2014	\$CHANGE	%CHANGE
1001 REGULAR EARNINGS	\$186,125	\$191,209	\$195,033	\$3,824	2.0%
1002 OVERTIME EARNINGS	\$0	\$0	\$0	\$0	#DIV/0!
1005 LONGEVITY PAY	\$1,884	\$1,953	\$2,001	\$48	2.5%
1007 CAR ALLOWANCE	\$7,200	\$7,200	\$7,200	\$0	0.0%
1110 EMPLOYERS SHARE F.I.C.A.	\$12,625	\$13,359	\$13,713	\$354	2.6%
1120 EMPLOYERS SHARE T.M.R.S.	\$20,712	\$16,550	\$16,713	\$163	1.0%
1130 INSURANCE-EMPLOYEE LIFE	\$989	\$1,276	\$1,302	\$26	2.0%
1131 INSURANCE-WORKMENS COMP	\$251	\$220	\$164	(\$56)	-25.5%
1135 HEALTH INSURANCE	\$18,000	\$18,000	\$21,450	\$3,450	19.2%
<b>SALARIES &amp; BENEFITS</b>	<b>\$247,786</b>	<b>\$249,767</b>	<b>\$257,576</b>	<b>\$7,809</b>	<b>3.1%</b>
2100 OFFICE SUPPLIES	\$1,500	\$1,450	\$1,450	\$0	0.0%
2318 COMPUTER SUPPLIES	\$1,229	\$1,300	\$1,300	\$0	0.0%
<b>SUPPLIES</b>	<b>\$2,729</b>	<b>\$2,750</b>	<b>\$2,750</b>	<b>\$0</b>	<b>0.0%</b>
3010 POSTAGE	\$242	\$275	\$275	\$0	0.0%
3060 PROFESSIONAL SERVICES	\$25,810	\$23,190	\$31,190	\$8,000	34.5%
3063 PROGRAMMING/MAINTENANCE	\$9,201	\$9,469	\$9,649	\$180	1.9%
3113 PRINTING	\$24	\$100	\$150	\$50	50.0%
<b>PROFESSIONAL SERVICES</b>	<b>\$35,277</b>	<b>\$33,034</b>	<b>\$41,264</b>	<b>\$8,230</b>	<b>24.9%</b>
4110 HEAT,LIGHT,WATER UTIL	\$4,339	\$5,000	\$4,400	(\$600)	-12.0%
4120 TELEPHONE SERVICE	\$3,371	\$3,425	\$3,425	\$0	0.0%
<b>UTILITIES</b>	<b>\$7,710</b>	<b>\$8,425</b>	<b>\$7,825</b>	<b>(\$600)</b>	<b>-7.1%</b>
5504 INSURANCE-EXCESS LIABILIT	\$0	\$0	\$0	\$0	#DIV/0!

CITY OF UPTX		
<b>FUND</b>	<b>DEPARTMENT</b>	<b>DIVISION</b>
GENERAL FUND	HUMAN RESOURCES	01-04 HUMAN RESOURCES
DETAILS		

LINE ITEMS	ACTUAL 2012	BUDGET 2013	PROPOSED 2014	\$CHANGE	%CHANGE
5506 INSURANCE-GENERAL LIABILITY	\$168	\$168	\$168	\$0	0.0%
5520 RISK, LOSS, CLAIM MGMT	\$0	\$0	\$0	\$0	#DIV/0!
<b>INSURANCE</b>	<b>\$168</b>	<b>\$168</b>	<b>\$168</b>	<b>\$0</b>	<b>0.0%</b>
6200 EQUIP REPAIRS/NON VEHICLE	\$32	\$150	\$150	\$0	0.0%
<b>OUTSIDE SERVICES</b>	<b>\$32</b>	<b>\$150</b>	<b>\$150</b>	<b>\$0</b>	<b>0.0%</b>
7110 EMPLOYEE RECOGNITION	\$15,125	\$15,620	\$15,380	(\$240)	-1.5%
7150 DUES & SUBSCRIPTIONS	\$1,630	\$2,164	\$1,469	(\$695)	-32.1%
7170 TRAVEL EXPENSE	\$1,141	\$1,850	\$1,100	(\$750)	-40.5%
7201 COMPUTER EQUIPMENT BELOW \$5000	\$477	\$500	\$1,650	\$1,150	230.0%
7202 MICRO COMPUTER SOFTWARE	\$0	\$0	\$0	\$0	#DIV/0!
7221 OTHER EXPENSE	\$5,373	\$7,050	\$6,450	(\$600)	-8.5%
7240 TUITION & TRAINING	(\$570)	\$2,565	\$2,150	(\$415)	-16.2%
7245 TUITION REIMBURSEMENT	\$31,264	\$30,000	\$25,000	(\$5,000)	-16.7%
7475 IMPROVEMENTS-UNDER \$5000	\$0	\$0	\$0	\$0	#DIV/0!
<b>OTHER</b>	<b>\$54,440</b>	<b>\$59,749</b>	<b>\$53,199</b>	<b>(\$6,550)</b>	<b>-11.0%</b>
9100 OFFICE EQUIPMENT	\$0	\$0	\$0	\$0	#DIV/0!
9201 MICRO COMPUTER EQUIPMENT	\$0	\$0	\$0	\$0	#DIV/0!
9910 OFFICE FURNITURE	\$0	\$0	\$0	\$0	#DIV/0!
<b>CAPITAL EXPENDITURES</b>	<b>\$0</b>	<b>\$0</b>	<b>\$0</b>	<b>\$0</b>	<b>#DIV/0!</b>
<b>TOTAL HUMAN RESOURCES</b>	<b>\$348,142</b>	<b>\$354,043</b>	<b>\$362,932</b>	<b>\$8,889</b>	<b>2.5%</b>

<b>CITY OF UPTX</b>		
<b>FUND</b>	<b>DEPARTMENT</b>	<b>DIVISION</b>
GENERAL FUND	INFORMATION SERVICES	01-05 INFORMATION SERVICES
<b>DETAILS</b>		

LINE ITEMS	ACTUAL 2012	BUDGET 2013	PROPOSED 2014	\$CHANGE	%CHANGE
1001 REGULAR EARNINGS	\$452,453	\$466,530	\$478,282	\$11,752	2.5%
1005 LONGEVITY PAY	\$2,119	\$2,345	\$2,585	\$240	10.2%
1007 CAR ALLOWANCE	\$7,200	\$7,200	\$7,200	\$0	0.0%
1009 CELL PHONE ALLOWANCE	\$1,200	\$1,200	\$1,200	\$0	0.0%
1110 EMPLOYERS SHARE F.I.C.A.	\$32,507	\$35,341	\$36,329	\$988	2.8%
1120 EMPLOYERS SHARE T.M.R.S.	\$50,756	\$39,423	\$40,038	\$615	1.6%
1130 INSURANCE-EMPLOYEE LIFE	\$2,411	\$3,115	\$2,604	(\$511)	-16.4%
1131 INSURANCE-WORKMENS COMP	\$601	\$525	\$391	(\$134)	-25.5%
1132 INSURANCE-UNEMPLOYMENT	\$0	\$0	\$0	\$0	#DIV/0!
1135 HEALTH INSURANCE	\$45,000	\$45,000	\$53,625	\$8,625	19.2%
<b>SALARIES &amp; BENEFITS</b>	<b>\$594,247</b>	<b>\$600,679</b>	<b>\$622,254</b>	<b>\$21,575</b>	<b>3.6%</b>
2029 CLOTHING ALLOWANCE	\$0	\$0	\$0	\$0	#DIV/0!
2100 OFFICE SUPPLIES	\$329	\$1,500	\$1,500	\$0	0.0%
2318 COMPUTER SUPPLIES	\$1,058	\$12,029	\$8,384	(\$3,645)	-30.3%
<b>SUPPLIES</b>	<b>\$1,387</b>	<b>\$13,529</b>	<b>\$9,884</b>	<b>(\$3,645)</b>	<b>-26.9%</b>
3010 POSTAGE	\$40	\$120	\$120	\$0	0.0%
3060 PROFESSIONAL SERVICES	\$39,103	\$36,400	\$37,240	\$840	2.3%
3063 PROGRAMMING/MAINTENANCE	\$108,225	\$112,285	\$103,167	(\$9,118)	-8.1%
<b>PROFESSIONAL SERVICES</b>	<b>\$147,368</b>	<b>\$148,805</b>	<b>\$140,527</b>	<b>(\$8,278)</b>	<b>-5.6%</b>
4110 HEAT,LIGHT,WATER UTIL	\$7,084	\$7,300	\$7,182	(\$118)	-1.6%
4120 TELEPHONE SERVICE	\$98,953	\$100,558	\$104,758	\$4,200	4.2%
<b>UTILITIES</b>	<b>\$106,037</b>	<b>\$107,858</b>	<b>\$111,940</b>	<b>\$4,082</b>	<b>3.8%</b>
5506 INSURANCE-GENERAL LIABILITY	\$199	\$199	\$199	\$0	0.0%
<b>INSURANCE</b>	<b>\$199</b>	<b>\$199</b>	<b>\$199</b>	<b>\$0</b>	<b>0.0%</b>
6200 EQUIP REPAIRS/NON VEHICLE	\$38,054	\$34,993	\$32,150	(\$2,843)	-8.1%
<b>OUTSIDE SERVICES</b>	<b>\$38,054</b>	<b>\$34,993</b>	<b>\$32,150</b>	<b>(\$2,843)</b>	<b>-8.1%</b>

01-05 INFORMATION SERVICES



<b>CITY OF UPTX</b>		
<b>FUND</b>	<b>DEPARTMENT</b>	<b>DIVISION</b>
GENERAL FUND	INFORMATION SERVICES	01-05 INFORMATION SERVICES
<b>DETAILS</b>		

LINE ITEMS	ACTUAL 2012	BUDGET 2013	PROPOSED 2014	\$CHANGE	%CHANGE
7150 DUES & SUBSCRIPTIONS	\$508	\$635	\$335	(\$300)	-47.2%
7170 TRAVEL EXPENSE	\$9,430	\$15,445	\$10,725	(\$4,720)	-30.6%
7201 COMPUTER EQUIPMENT BELOW \$5000	\$16,630	\$27,470	\$38,470	\$11,000	40.0%
7202 MICRO COMPUTER SOFTWARE	\$4,132	\$1,620	\$2,530	\$910	56.2%
7221 OTHER EXPENSE	\$207	\$0	\$0	\$0	#DIV/0!
7240 TUITION & TRAINING	\$2,553	\$19,087	\$18,457	(\$630)	-3.3%
7245 TUITION REIMBURSEMENT	\$0	\$0	\$0	\$0	#DIV/0!
7475 IMPROVEMENTS--UNDER \$5000	\$0	\$0	\$0	\$0	#DIV/0!
<b>OTHER</b>	<b>\$33,460</b>	<b>\$64,257</b>	<b>\$70,517</b>	<b>\$6,260</b>	<b>9.7%</b>
9100 OFFICE EQUIPMENT	\$0	\$0	\$0	\$0	#DIV/0!
9200 MID RANGE COMPUTER EQUIP	\$0	\$0	\$0	\$0	#DIV/0!
9201 MICRO COMPUTER EQUIPMENT	\$6,045	\$10,000	\$24,000	\$14,000	140.0%
9202 MID RANGE COMPUTER PROGR.	\$0	\$0	\$0	\$0	#DIV/0!
9910 OFFICE FURNITURE	\$0	\$0	\$0	\$0	#DIV/0!
<b>CAPITAL EXPENDITURES</b>	<b>\$6,045</b>	<b>\$10,000</b>	<b>\$24,000</b>	<b>\$14,000</b>	<b>140.0%</b>
<b>TOTAL INFORMATION SERVICES</b>	<b>\$926,797</b>	<b>\$980,320</b>	<b>\$1,011,471</b>	<b>\$31,151</b>	<b>3.2%</b>

**CITY OF UNIVERSITY PARK, TEXAS**

**FUND**  
GENERAL FUND

**DEPARTMENT**  
ADMINISTRATION

**DIVISION**  
01-06 LIBRARY

**DETAILS**

LINE ITEMS	BUDGET 2013	PROPOSED 2014	\$CHANGE	%CHANGE
1001 REGULAR EARNINGS	\$319,139	\$306,172	(\$12,967)	-4.1%
1002 OVERTIME EARNINGS	\$0	\$0	\$0	#DIV/0!
1005 LONGEVITY PAY	\$0	\$192	\$192	#DIV/0!
1007 CAR ALLOWANCE	\$7,500	\$7,200	(\$300)	-4.0%
1009 CELL PHONE ALLOWANCE	\$0	\$600	\$600	#DIV/0!
1110 EMPLOYERS SHARE F.I.C.A.	\$22,048	\$24,041	\$1,993	9.0%
1120 EMPLOYERS SHARE T.M.R.S.	\$31,014	\$22,501	(\$8,513)	-27.4%
1130 INSURANCE-EMPLOYEE LIFE	\$1,731	\$1,117	(\$614)	-35.5%
1131 INSURANCE-WORKERS COMP	\$336	\$250	(\$86)	-25.6%
1135 HEALTH INSURANCE	\$9,000	\$32,175	\$23,175	257.5%
<b>SALARIES &amp; BENEFITS</b>	<b>\$390,768</b>	<b>\$394,248</b>	<b>\$3,480</b>	<b>0.9%</b>
2100 OFFICE SUPPLIES	\$5,500	\$5,000	(\$500)	-9.1%
2350 SUPPLIES & MATERIALS	\$6,532	\$6,532	\$0	0.0%
2355 LIBRARY MATERIALS	\$84,500	\$90,000	\$5,500	6.5%
<b>SUPPLIES</b>	<b>\$96,532</b>	<b>\$101,532</b>	<b>\$5,000</b>	<b>5.2%</b>
3010 POSTAGE	\$1,000	\$400	(\$600)	-60.0%
3060 PROFESSIONAL SERVICES	\$4,000	\$2,000	(\$2,000)	-50.0%
3063 PROGRAMMING/MAINTENANCE	\$25,000	\$34,765	\$9,765	39.1%
3113 PRINTING	\$3,000	\$1,500	(\$1,500)	-50.0%
3115 CONTRACT MAINTENANCE	\$0	\$74,192	\$74,192	#DIV/0!
<b>PROFESSIONAL SERVICES</b>	<b>\$33,000</b>	<b>\$112,857</b>	<b>\$79,857</b>	<b>242.0%</b>
4110 HEAT,LIGHT,WATER UTIL	\$60,000	\$43,680	(\$16,320)	-27.2%
4120 TELEPHONE SERVICE	\$5,300	\$29,300	\$24,000	452.8%
6200 EQUIP REPAIRS/NON VEHICLE	\$500	\$500	\$0	0.0%
<b>OUTSIDE SERVICES</b>	<b>\$65,800</b>	<b>\$73,480</b>	<b>\$7,680</b>	<b>11.7%</b>
5506 INSURANCE-GEN'L LIABILITY	\$2,500	\$2,500	\$0	0.0%
5510 INSURANCE-BLDG & CONTENTS	\$2,500	\$2,500	\$0	0.0%
<b>INSURANCE</b>	<b>\$5,000</b>	<b>\$5,000</b>	<b>\$0</b>	<b>0.0%</b>

**CITY OF UNIVERSITY PARK, TEXAS**

**FUND**  
GENERAL FUND

**DEPARTMENT**  
ADMINISTRATION

**DIVISION**  
01-06 LIBRARY

**DETAILS**

<b>LINE ITEMS</b>	<b>BUDGET 2013</b>	<b>PROPOSED 2014</b>	<b>\$CHANGE</b>	<b>%CHANGE</b>
7150 DUES & SUBSCRIPTIONS	\$400	\$485	\$85	21.3%
7170 TRAVEL EXPENSE	\$2,000	\$3,255	\$1,255	62.8%
7201 COMPUTER EQUIPMENT BELOW \$5000	\$1,000	\$1,000	\$0	0.0%
7202 MICRO COMPUTER SOFTWARE	\$1,000	\$1,000	\$0	0.0%
7221 OTHER EXPENSE	\$2,500	\$2,500	\$0	0.0%
7240 TUITION & TRAINING	\$2,000	\$715	(\$1,285)	-64.3%
<b>OTHER</b>	<b>\$8,900</b>	<b>\$8,955</b>	<b>\$55</b>	<b>0.6%</b>
9100 OFFICE EQUIPMENT	\$0	\$0	\$0	#DIV/0!
<b>CAPITAL EXPENDITURES</b>	<b>\$0</b>	<b>\$0</b>	<b>\$0</b>	<b>#DIV/0!</b>
<b>TOTAL LIBRARY</b>	<b>\$600,000</b>	<b>\$696,072</b>	<b>\$96,072</b>	<b>16.0%</b>

<b>CITY OF UPTX</b>		
<b>FUND</b>	<b>DEPARTMENT</b>	<b>DIVISION</b>
GENERAL FUND	COURT	01-10 COURT
<b>DETAILS</b>		

LINE ITEMS	ACTUAL 2012	BUDGET 2013	PROPOSED 2014	\$CHANGE	%CHANGE
1001 REGULAR EARNINGS	\$193,605	\$198,653	\$206,260	\$7,607	3.8%
1002 OVERTIME EARNINGS	\$5,289	\$8,665	\$9,313	\$648	7.5%
1005 LONGEVITY PAY	\$563	\$3,054	\$3,148	\$94	3.1%
1006 EDUCATION PAY	\$0	\$0	\$0	\$0	#DIV/0!
1007 CAR ALLOWANCE	\$0	\$0	\$0	\$0	#DIV/0!
1110 EMPLOYERS SHARE F.I.C.A.	\$13,606	\$16,093	\$16,732	\$639	4.0%
1120 EMPLOYERS SHARE T.M.R.S.	\$13,000	\$10,263	\$10,703	\$440	4.3%
1130 INSURANCE-EMPLOYEE LIFE	\$596	\$793	\$834	\$41	5.2%
1131 INSURANCE-WORKMENS COMP	\$255	\$226	\$172	(\$54)	-23.9%
1135 HEALTH INSURANCE	\$35,783	\$36,000	\$41,250	\$5,250	14.6%
<b>SALARIES &amp; BENEFITS</b>	<b>\$262,697</b>	<b>\$273,747</b>	<b>\$288,412</b>	\$14,665	5.4%
2100 OFFICE SUPPLIES	\$1,070	\$1,300	\$1,700	\$400	30.8%
2318 COMPUTER SUPPLIES	\$0	\$0	\$600	\$600	#DIV/0!
2320 GAS, OIL & GREASE	\$0	\$0	\$0	\$0	#DIV/0!
2350 SUPPLIES & MATERIALS	\$45	\$400	\$400	\$0	0.0%
<b>SUPPLIES</b>	<b>\$1,115</b>	<b>\$1,700</b>	<b>\$2,700</b>	\$1,000	58.8%
3010 POSTAGE	\$3,625	\$4,400	\$4,400	\$0	0.0%
3014 PUBLICATIONS	\$0	\$0	\$0	\$0	#DIV/0!
3060 PROFESSIONAL SERVICES	\$25,968	\$25,790	\$28,000	\$2,210	8.6%
3063 PROGRAMMING/MAINTENANCE	\$17,059	\$18,543	\$16,680	(\$1,863)	-10.0%
3113 PRINTING	\$1,374	\$3,170	\$3,170	\$0	0.0%
<b>PROFESSIONAL SERVICES</b>	<b>\$48,026</b>	<b>\$51,903</b>	<b>\$52,250</b>	\$347	0.7%
4110 HEAT,LIGHT,WATER UTIL	\$2,893	\$3,000	\$3,000	\$0	0.0%
4120 TELEPHONE SERVICE	\$4,340	\$4,401	\$4,401	\$0	0.0%
<b>UTILITIES</b>	<b>\$7,233</b>	<b>\$7,401</b>	<b>\$7,401</b>	\$0	0.0%
5500 INSURANCE-AUTO LIABILITY	\$0	\$0	\$0	\$0	#DIV/0!

<b>CITY OF UPTX</b>		
<b>FUND</b>	<b>DEPARTMENT</b>	<b>DIVISION</b>
GENERAL FUND	COURT	01-10 COURT
<b>DETAILS</b>		

LINE ITEMS	ACTUAL 2012	BUDGET 2013	PROPOSED 2014	\$CHANGE	%CHANGE
5506 INSURANCE-GENERAL LIABILITY	\$185	\$185	\$185	\$0	0.0%
<b>INSURANCE</b>	<b>\$185</b>	<b>\$185</b>	<b>\$185</b>	\$0	0.0%
6200 EQUIP REPAIRS/NON VEHICLE	\$892	\$850	\$905	\$55	6.5%
<b>OUTSIDE SERVICES</b>	<b>\$892</b>	<b>\$850</b>	<b>\$905</b>	\$55	6.5%
7150 DUES & SUBSCRIPTIONS	\$28	\$140	\$140	\$0	0.0%
7170 TRAVEL EXPENSE	\$2,038	\$3,500	\$5,000	\$1,500	42.9%
7201 COMPUTER EQUIPMENT BELOW \$5000	\$4,988	\$500	\$500	\$0	0.0%
7202 MICRO COMPUTER SOFTWARE	\$0	\$0	\$0	\$0	#DIV/0!
7221 OTHER EXPENSE	\$207	\$280	\$280	\$0	0.0%
7240 TUITION & TRAINING	\$1,640	\$1,500	\$1,500	\$0	0.0%
7475 IMPROVEMENTS--UNDER \$5000	\$0	\$0	\$0	\$0	#DIV/0!
<b>OTHER</b>	<b>\$8,901</b>	<b>\$5,920</b>	<b>\$7,420</b>	\$1,500	25.3%
9100 OFFICE EQUIPMENT	\$0	\$0	\$0	\$0	#DIV/0!
9200 MID RANGE COMPUTER EQUIP	\$0	\$0	\$0	\$0	#DIV/0!
9201 MICRO COMPUTER EQUIPMENT	\$0	\$0	\$0	\$0	#DIV/0!
9202 MID RANGE COMPUTER PROGR.	\$0	\$0	\$0	\$0	#DIV/0!
9910 OFFICE FURNITURE	\$0	\$0	\$0	\$0	#DIV/0!
<b>CAPITAL EXPENDITURES</b>	<b>\$0</b>	<b>\$0</b>	<b>\$0</b>	\$0	#DIV/0!
<b>TOTAL COURT</b>	<b>\$329,049</b>	<b>\$341,706</b>	<b>\$359,273</b>	\$17,567	5.1%

<b>CITY OF UPTX</b>		
<b>FUND</b>	<b>DEPARTMENT</b>	<b>DIVISION</b>
GENERAL FUND	REVENUES - GENERAL FUND	01-11 REVENUES
<b>DETAILS</b>		

LINE ITEMS	ACTUAL FY2012	BUDGET FY2013	PROPOSED FY2014	\$CHANGE	%CHANGE
3000 TAXES-CURRENT YEAR	\$15,381,126	\$15,558,184	\$16,184,440	\$626,256	4.0%
SUBTOTAL CURRENT TAXES	\$15,381,126	\$15,558,184	\$16,184,440	\$626,256	4.0%
3045.2010 DELINQUENT TAXES-2010	\$0	\$10,000	\$5,000	(\$5,000)	-50.0%
3045.2011 DELINQUENT TAXES-2011	\$0	\$75,000	\$10,000	(\$65,000)	-86.7%
3045.2012 DELINQUENT TAXES-2012	0	0	\$75,000	\$75,000	#DIV/0!
3047 DELINQUENT TAXES-1997	\$77	\$0	\$0	\$0	#DIV/0!
3048 DELINQUENT TAXES-1998	\$105	\$0	\$0	\$0	#DIV/0!
3049 DELINQUENT TAXES-1999	\$0	\$0	\$0	\$0	#DIV/0!
3050 DELINQUENT TAXES-2000	\$0	\$500	\$0	(\$500)	-100.0%
3051 DELINQUENT TAXES-2001	\$164	\$500	\$500	\$0	0.0%
3052 DELINQUENT TAXES-2002	\$961	\$500	\$500	\$0	0.0%
3053 DELINQUENT TAXES-2003	\$886	\$500	\$500	\$0	0.0%
3054 DELINQUENT TAXES-2004	\$704	\$500	\$500	\$0	0.0%
3055 DELINQUENT TAXES-2005	\$890	\$500	\$500	\$0	0.0%
3056 DELINQUENT TAXES-2006	(\$106)	\$1,000	\$500	(\$500)	-50.0%
3057 DELINQUENT TAXES-2007	\$39	\$2,500	\$1,000	(\$1,500)	-60.0%
3058 DELINQUENT TAXES-2008	\$2,117	\$2,500	\$2,500	\$0	0.0%
3059 DELINQUENT TAXES-2009	\$2,429	\$5,000	\$2,500	(\$2,500)	-50.0%
3090 DELINQUENT TAXES-1990	\$596	\$0	\$0	\$0	#DIV/0!
3091 DELINQUENT TAXES-1991	\$52	\$0	\$0	\$0	#DIV/0!
3092 DELINQUENT TAXES-1992	\$45	\$0	\$0	\$0	#DIV/0!
3093 DELINQUENT TAXES-1993	\$46	\$0	\$0	\$0	#DIV/0!
3094 DELINQUENT TAXES-1994	\$44	\$0	\$0	\$0	#DIV/0!
3095 DELINQUENT TAXES-1995	\$78	\$0	\$0	\$0	#DIV/0!
3096 DELINQUENT TAXES-1996	\$77	\$0	\$0	\$0	#DIV/0!
SUBTOTAL DELINQUENT TAXES	\$9,204	\$99,000	\$99,000	\$0	0.0%
3098 PENALTY/INTEREST ON TAXES	\$90,907	\$110,000	\$110,000	\$0	0.0%
3099 ATTORNEY FEES-TAXES	\$23,320	\$35,000	\$35,000	\$0	0.0%
SUBTOTAL TAX OTHER	\$114,227	\$145,000	\$145,000	\$0	0.0%

01-11 REVENUES-GENERAL

<b>CITY OF UPTX</b>		
<b>FUND</b>	<b>DEPARTMENT</b>	<b>DIVISION</b>
GENERAL FUND	REVENUES - GENERAL FUND	01-11 REVENUES
<b>DETAILS</b>		

LINE ITEMS	ACTUAL FY2012	BUDGET FY2013	PROPOSED FY2014	\$CHANGE	%CHANGE
3109 UTILITY FUND CONTRIBUTION	\$600,000	\$600,000	\$600,000	\$0	0.0%
SUBTOTAL UTILITY FUND CONTRIBUTION	\$600,000	\$600,000	\$600,000	\$0	0.0%
3150 CITY SALES TAX	\$3,309,065	\$3,338,000	\$3,338,000	\$0	0.0%
SUBTOTAL SALES TAX	\$3,309,065	\$3,338,000	\$3,338,000	\$0	0.0%
3300 BUILDING PERMITS	\$3,071,757	\$1,400,000	\$1,400,000	\$0	0.0%
SUBTOTAL BUILDING PERMITS	\$3,071,757	\$1,400,000	\$1,400,000	\$0	0.0%
3499 DIRECT ALARM REVENUE	\$821,433	\$866,989	\$866,989	\$0	0.0%
SUBTOTAL DIRECT ALARM REVENUE	\$821,433	\$866,989	\$866,989	\$0	0.0%
3200 T U ELECTRIC	\$1,052,523	\$1,000,000	\$1,050,000	\$50,000	5.0%
3202 TELEPHONE FRANCHISE	\$216,576	\$300,000	\$300,000	\$0	0.0%
3203 LONE STAR GAS	\$422,875	\$400,000	\$400,000	\$0	0.0%
3204 CABLE FRANCHISE	\$402,520	\$350,000	\$415,000	\$65,000	18.6%
SUBTOTAL FRANCHISE FEES	\$2,094,494	\$2,050,000	\$2,165,000	\$115,000	5.6%
3400 TRAFFIC FINES	\$330,313	\$346,000	\$346,000	\$0	0.0%
3403 CROSS'G GUARD(CHILD SFTY)	\$29,585	\$15,000	\$20,000	\$5,000	33.3%
3404 PARKING TICKETS	\$283,906	\$195,000	\$240,000	\$45,000	23.1%
SUBTOTAL PARKING/TRAFFIC FINES	\$643,804	\$556,000	\$606,000	\$50,000	9.0%
3302 CONTRACTORS LICENSE/PERMIT	\$23,045	\$40,000	\$40,000	\$0	0.0%
3303 ANIMAL CONTROL TAGS/FEES	\$17,801	\$15,000	\$15,000	\$0	0.0%
3304 HEALTH/FOOD PERMIT	\$28,157	\$20,000	\$30,000	\$10,000	50.0%
3305 FILMING PERMITS	\$975	\$2,000	\$2,000	\$0	0.0%
3306 FIRE PERMITS/REVENUE	\$27,391	\$25,000	\$30,000	\$5,000	20.0%
3308 POLICE REVENUE	\$47,054	\$44,911	\$42,397	(\$2,514)	-5.6%

01-11 REVENUES-GENERAL

<b>CITY OF UPTX</b>		
<b>FUND</b>	<b>DEPARTMENT</b>	<b>DIVISION</b>
GENERAL FUND	REVENUES - GENERAL FUND	01-11 REVENUES
<b>DETAILS</b>		

LINE ITEMS	ACTUAL FY2012	BUDGET FY2013	PROPOSED FY2014	\$CHANGE	%CHANGE
3401 WRECKER FEES	\$2,256	\$2,160	\$2,160	\$0	0.0%
3405 ALARM BILLING	\$77,328	\$135,984	\$135,984	\$0	0.0%
3406 FALSE ALARM FEES	\$14,523	\$10,000	\$15,000	\$5,000	50.0%
3408 AMBULANCE FEES	\$263,129	\$300,000	\$300,000	\$0	0.0%
3409 911 SERVICE FEES	\$98,822	\$109,000	\$109,000	\$0	0.0%
3410 911 SERVICE FEES-WIRELESS	\$110,221	\$111,000	\$111,000	\$0	0.0%
3411 CAPIAS WARRANT REVENUE	\$845	\$0	\$0	\$0	#DIV/0!
3412 RED LIGHT CAMERA REVENUE	\$105,428	\$20,000	\$105,000	\$85,000	425.0%
3535 UTILITY CAP OFF	\$18,600	\$30,000	\$30,000	\$0	0.0%
SUBTOTAL SERVICE CHARGES	\$835,575	\$865,055	\$967,541	\$102,486	11.8%
3900 INTEREST EARNINGS	\$175,971	\$265,000	\$265,000	\$0	0.0%
SUBTOTAL INTEREST EARNINGS	\$175,971	\$265,000	\$265,000	\$0	0.0%
3155 MIXED BEVERAGE TAX	\$86,580	\$88,000	\$90,000	\$2,000	2.3%
3510 TENNIS & FIELD PERMITS	\$52,175	\$24,000	\$50,000	\$26,000	108.3%
3511 SWIM POOL PERMIT-RESIDENT	\$165,040	\$165,000	\$175,000	\$10,000	6.1%
3512 SWIM POOL PERMIT-NONRES	\$11,350	\$7,000	\$10,500	\$3,500	50.0%
3513 SWIM POOL PRMTS GATE RCPT	\$106,033	\$100,000	\$100,000	\$0	0.0%
3514 SWIMMING POOL CONCESSIONS	\$7,600	\$6,000	\$7,600	\$1,600	26.7%
3515 SWIM LESSONS	\$6,280	\$2,000	\$8,000	\$6,000	300.0%
3740 POLICE GRANTS/DONATIONS	\$0	\$10,000	\$0	(\$10,000)	-100.0%
3745 FIRE GRANTS/DONATIONS	\$1,880	\$5,000	\$0	(\$5,000)	-100.0%
3850 AUCTION/SALE OF EQUIPMENT	\$11,183	\$21,000	\$21,000	\$0	0.0%
3901 RENT	\$42,315	\$40,000	\$45,000	\$5,000	12.5%
3911 COPIES	\$3,671	\$4,000	\$4,000	\$0	0.0%
3920 PAYMENT IN LIEU OF TAXES (LIBRARY CONTR.)	\$0	\$300,000	\$300,000	\$0	0.0%
3999 OTHER REVENUE	\$19,846	\$771,077	\$771,077	\$0	0.0%
SUBTOTAL MISCELLANEOUS REVENUE	\$513,953	\$1,543,077	\$1,582,177	\$39,100	2.5%



<b>CITY OF UPTX</b>		
<b>FUND</b> GENERAL FUND	<b>DEPARTMENT</b> REVENUES - GENERAL FUND	<b>DIVISION</b> 01-11 REVENUES
<b>DETAILS</b>		

LINE ITEMS	ACTUAL FY2012	BUDGET FY2013	PROPOSED FY2014	\$CHANGE	%CHANGE
TOTAL REVENUES - GENERAL FUND	\$27,570,609	\$27,286,305	\$28,219,147	\$932,842	3.4%

<b>CITY OF UPTX</b>		
<b>FUND</b>	<b>DEPARTMENT</b>	<b>DIVISION</b>
GENERAL FUND	COMMUNITY DEVELOPMENT	01-19 COMMUNITY DEVELOPMENT
<b>DETAILS</b>		

LINE ITEMS	ACTUAL 2012	BUDGET 2013	PROPOSED 2014	\$CHANGE	%CHANGE
1001 REGULAR EARNINGS	\$703,414	\$799,074	\$805,736	\$6,662.00	0.8%
1002 OVERTIME EARNINGS	\$657	\$0	\$416	\$416.00	#DIV/0!
1005 LONGEVITY PAY	\$4,733	\$4,839	\$5,121	\$282.00	5.8%
1007 CAR ALLOWANCE	\$7,200	\$7,200	\$7,200	\$0.00	0.0%
1009 CELL PHONE ALLOWANCE	\$809	\$960	\$960	\$0.00	0.0%
1110 EMPLOYERS SHARE F.I.C.A.	\$52,756	\$61,006	\$61,411	\$405.00	0.7%
1120 EMPLOYERS SHARE T.M.R.S.	\$77,951	\$65,076	\$67,056	\$1,980.00	3.0%
1130 INSURANCE-EMPLOYEE LIFE	\$3,838	\$4,928	\$5,287	\$359.00	7.3%
1131 INSURANCE-WORKMENS COMP	\$1,449	\$1,394	\$1,569	\$175.00	12.6%
1132 INSURANCE-UNEMPLOYMENT	\$1,704	\$0	\$0	\$0.00	#DIV/0!
1135 HEALTH INSURANCE	\$75,165	\$90,000	\$107,250	\$17,250.00	19.2%
<b>SALARIES &amp; BENEFITS</b>	<b>\$929,676</b>	<b>\$1,034,477</b>	<b>\$1,062,006</b>	<b>\$27,529.00</b>	<b>2.7%</b>
2029 CLOTHING ALLOWANCE	\$850	\$1,505	\$1,250	-\$255.00	-16.9%
2100 OFFICE SUPPLIES	\$4,065	\$4,000	\$4,000	\$0.00	0.0%
2318 COMPUTER SUPPLIES	\$0	\$1,000	\$1,000	\$0.00	0.0%
2320 GAS, OIL & GREASE	\$3,924	\$4,992	\$4,922	-\$70.00	-1.4%
2350 SUPPLIES & MATERIALS	\$1,167	\$2,250	\$1,500	-\$750.00	-33.3%
<b>SUPPLIES</b>	<b>\$10,006</b>	<b>\$13,747</b>	<b>\$12,672</b>	<b>-\$1,075.00</b>	<b>-7.8%</b>
3003 BOARD MEETINGS	\$223	\$1,500	\$500	-\$1,000.00	-66.7%
3010 POSTAGE	\$3,307	\$4,800	\$4,800	\$0.00	0.0%
3014 PUBLICATIONS	\$1,244	\$1,500	\$2,780	\$1,280.00	85.3%
3060 PROFESSIONAL SERVICES	\$8,852	\$1,000	\$5,000	\$4,000.00	400.0%
3063 PROGRAMMING/MAINTENANCE	\$8,297	\$34,032	\$35,798	\$1,766.00	5.2%
3065 CREDIT CARD FEES	\$0	\$0	\$0	\$0.00	#DIV/0!
3113 PRINTING	\$1,519	\$500	\$500	\$0.00	0.0%
<b>PROFESSIONAL SERVICES</b>	<b>\$23,442</b>	<b>\$43,332</b>	<b>\$49,378</b>	<b>\$6,046.00</b>	<b>14.0%</b>
4110 HEAT,LIGHT,WATER UTIL	\$4,858	\$4,800	\$5,950	\$1,150.00	24.0%
4120 TELEPHONE SERVICE	\$10,538	\$10,847	\$10,307	-\$540.00	-5.0%

<b>FUND</b>	<b>CITY OF UPTX</b>	<b>DIVISION</b>
GENERAL FUND	DEPARTMENT COMMUNITY DEVELOPMENT	01-19 COMMUNITY DEVELOPMENT
<b>DETAILS</b>		

LINE ITEMS	ACTUAL 2012	BUDGET 2013	PROPOSED 2014	\$CHANGE	%CHANGE
<b>UTILITIES</b>	<b>\$15,396</b>	<b>\$15,647</b>	<b>\$16,257</b>	<b>\$610.00</b>	<b>3.9%</b>
5500 INSURANCE-AUTO LIABILITY	\$122	\$122	\$122	\$0.00	0.0%
5506 INSURANCE-GENERAL LIABILITY	\$314	\$314	\$314	\$0.00	0.0%
<b>INSURANCE</b>	<b>\$436</b>	<b>\$436</b>	<b>\$436</b>	<b>\$0.00</b>	<b>0.0%</b>
6190 AUTO REPAIRS	\$919	\$2,060	\$1,500	-\$560.00	-27.2%
6195 EQUIPMENT MAINTENANCE	\$9,180	\$15,899	\$8,595	-\$7,304.00	-45.9%
6200 EQUIP REPAIRS/NON VEHICLE	\$0	\$300	\$300	\$0.00	0.0%
<b>OUTSIDE SERVICES</b>	<b>\$10,099</b>	<b>\$18,259</b>	<b>\$10,395</b>	<b>-\$7,864.00</b>	<b>-43.1%</b>
7150 DUES & SUBSCRIPTIONS	\$3,010	\$2,665	\$2,865	\$200.00	7.5%
7170 TRAVEL EXPENSE	\$1,668	\$4,910	\$5,720	\$810.00	16.5%
7201 COMPUTER EQUIPMENT BELOW \$5000	\$1,727	\$5,500	\$3,850	-\$1,650.00	-30.0%
7202 MICRO COMPUTER SOFTWARE	\$0	\$1,500	\$1,500	\$0.00	0.0%
7221 OTHER EXPENSE	\$7,153	\$4,500	\$1,000	-\$3,500.00	-77.8%
7240 TUITION & TRAINING	\$3,683	\$6,413	\$7,323	\$910.00	14.2%
7245 TUITION REIMBURSEMENT	\$0	\$0	\$0	\$0.00	#DIV/0!
7300 HANDICAP RAMP REIMB	\$0	\$0	\$0	\$0.00	#DIV/0!
7475 IMPROVEMENTS--UNDER \$5000	\$584	\$0	\$0	\$0.00	#DIV/0!
<b>OTHER</b>	<b>\$17,825</b>	<b>\$25,488</b>	<b>\$22,258</b>	<b>-\$3,230.00</b>	<b>-12.7%</b>
9000 CAPITAL EQUIPMENT REPLACE	\$2,167	\$4,209	\$4,472	\$263.00	6.2%
9100 OFFICE EQUIPMENT	\$0	\$0	\$600	\$600.00	#DIV/0!
9201 MICRO COMPUTER EQUIPMENT	\$0	\$0	\$0	\$0.00	#DIV/0!
9600 AUTOMOBILES	\$0	\$0	\$0	\$0.00	#DIV/0!
9910 OFFICE FURNITURE	\$0	\$0	\$4,200	\$4,200.00	#DIV/0!
<b>CAPITAL EXPENDITURES</b>	<b>\$2,167</b>	<b>\$4,209</b>	<b>\$9,272</b>	<b>\$5,063.00</b>	<b>120.3%</b>
<b>TOTAL COMMUNITY DEVELOPMENT</b>	<b>\$1,009,047</b>	<b>\$1,155,595</b>	<b>\$1,182,674</b>	<b>\$27,079</b>	<b>2.3%</b>

<b>CITY OF UPTX</b>		
<b>FUND</b>	<b>DEPARTMENT</b>	<b>DIVISION</b>
GENERAL FUND	PUBLIC WORKS	01-20 ENGINEERING
<b>DETAILS</b>		

LINE ITEMS	ACTUAL 2012	BUDGET 2013	PROPOSED 2014	\$CHANGE	%CHANGE
1001 REGULAR EARNINGS	\$505,134	\$512,057	\$516,338	\$4,281	0.8%
1002 OVERTIME EARNINGS	\$0	\$1,698	\$1,282	(\$416)	-24.5%
1005 LONGEVITY PAY	\$4,707	\$4,919	\$4,583	(\$336)	-6.8%
1007 CAR ALLOWANCE	\$14,400	\$14,400	\$14,400	\$0	0.0%
1009 CELL PHONE ALLOWANCE	\$180	\$360	\$360	\$0	0.0%
1110 EMPLOYERS SHARE F.I.C.A.	\$34,596	\$35,463	\$35,813	\$350	1.0%
1120 EMPLOYERS SHARE T.M.R.S.	\$56,553	\$44,062	\$43,941	(\$121)	-0.3%
1130 INSURANCE-EMPLOYEE LIFE	\$2,679	\$3,416	\$4,442	\$1,026	30.0%
1131 INSURANCE-WORKMENS COMP	\$945	\$791	\$813	\$22	2.8%
1132 INSURANCE-UNEMPLOYMENT	\$0	\$0	\$0	\$0	#DIV/0!
1135 HEALTH INSURANCE	\$45,000	\$45,000	\$53,625	\$8,625	19.2%
<b>SALARIES &amp; BENEFITS</b>	<b>\$664,194</b>	<b>\$662,166</b>	<b>\$675,597</b>	<b>\$13,431</b>	<b>2.0%</b>
2029 CLOTHING ALLOWANCE	\$1,041	\$1,350	\$1,350	\$0	0.0%
2100 OFFICE SUPPLIES	\$1,972	\$1,000	\$1,000	\$0	0.0%
2318 COMPUTER SUPPLIES	\$166	\$1,500	\$1,500	\$0	0.0%
2320 GAS, OIL & GREASE	\$3,660	\$3,474	\$4,120	\$646	18.6%
2350 SUPPLIES & MATERIALS	\$1,341	\$2,500	\$2,500	\$0	0.0%
<b>SUPPLIES</b>	<b>\$8,180</b>	<b>\$9,824</b>	<b>\$10,470</b>	<b>\$646</b>	<b>6.6%</b>
3003 BOARD MEETINGS	\$37	\$0	\$0	\$0	#DIV/0!
3010 POSTAGE	\$646	\$97	\$97	\$0	0.0%
3014 PUBLICATIONS	\$0	\$0	\$0	\$0	#DIV/0!
3060 PROFESSIONAL SERVICES	(\$82,545)	\$15,000	\$20,000	\$5,000	33.3%
3063 PROGRAMMING/MAINTENANCE	\$19,337	\$20,950	\$25,315	\$4,365	20.8%
3113 PRINTING	\$0	\$1,000	\$1,000	\$0	0.0%
<b>PROFESSIONAL SERVICES</b>	<b>(\$62,525)</b>	<b>\$37,047</b>	<b>\$46,412</b>	<b>\$9,365</b>	<b>25.3%</b>
4110 HEAT,LIGHT,WATER UTIL	\$4,201	\$4,300	\$5,026	\$726	16.9%
4120 TELEPHONE SERVICE	\$12,250	\$10,834	\$10,834	\$0	0.0%
<b>UTILITIES</b>	<b>\$16,451</b>	<b>\$15,134</b>	<b>\$15,860</b>	<b>\$726</b>	<b>4.8%</b>

01-20 ENGINEERING

<b>CITY OF UPTX</b>		
<b>FUND</b>	<b>DEPARTMENT</b>	<b>DIVISION</b>
GENERAL FUND	PUBLIC WORKS	01-20 ENGINEERING
<b>DETAILS</b>		

LINE ITEMS	ACTUAL 2012	BUDGET 2013	PROPOSED 2014	\$CHANGE	%CHANGE
5500 INSURANCE-AUTO LIABILITY	\$275	\$275	\$275	\$0	0.0%
5506 INSURANCE-GENERAL LIABILITY	\$393	\$393	\$393	\$0	0.0%
<b>INSURANCE</b>	<b>\$668</b>	<b>\$668</b>	<b>\$668</b>	<b>\$0</b>	<b>0.0%</b>
6190 AUTO REPAIRS	\$1,524	\$1,968	\$1,500	(\$468)	-23.8%
6195 EQUIPMENT MAINTENANCE	\$8,384	\$8,384	\$7,054	(\$1,330)	-15.9%
6200 EQUIP REPAIRS/NON VEHICLE	\$1,073	\$500	\$500	\$0	0.0%
<b>OUTSIDE SERVICES</b>	<b>\$10,981</b>	<b>\$10,852</b>	<b>\$9,054</b>	<b>(\$1,798)</b>	<b>-16.6%</b>
7150 DUES & SUBSCRIPTIONS	\$2,009	\$990	\$990	\$0	0.0%
7170 TRAVEL EXPENSE	\$2,485	\$1,780	\$2,230	\$450	25.3%
7201 COMPUTER EQUIPMENT BELOW \$5000	\$0	\$6,300	\$1,850	(\$4,450)	-70.6%
7202 MICRO COMPUTER SOFTWARE	\$3,084	\$500	\$500	\$0	0.0%
7221 OTHER EXPENSE	\$45	\$0	\$2,800	\$2,800	#DIV/0!
7240 TUITION & TRAINING	\$1,231	\$1,710	\$1,835	\$125	7.3%
7245 TUITION REIMBURSEMENT	\$0	\$0	\$0	\$0	#DIV/0!
7475 IMPROVEMENTS--UNDER \$5000	\$0	\$0	\$0	\$0	#DIV/0!
<b>OTHER</b>	<b>\$8,854</b>	<b>\$11,280</b>	<b>\$10,205</b>	<b>(\$1,075)</b>	<b>-9.5%</b>
9000 CAPITAL EQUIPMENT REPLACE	\$3,683	\$3,534	\$3,755	\$221	6.3%
9100 OFFICE EQUIPMENT	\$0	\$0	\$0	\$0	#DIV/0!
9201 MICRO COMPUTER EQUIPMENT	\$0	\$0	\$0	\$0	#DIV/0!
9910 OFFICE FURNITURE	\$0	\$0	\$0	\$0	#DIV/0!
<b>CAPITAL EXPENDITURES</b>	<b>\$3,683</b>	<b>\$3,534</b>	<b>\$3,755</b>	<b>\$221</b>	<b>6.3%</b>
<b>TOTAL ENGINEERING</b>	<b>\$650,486</b>	<b>\$750,505</b>	<b>\$772,021</b>	<b>\$21,516</b>	<b>2.9%</b>

<b>FUND</b>	<b>CITY OF UPTX</b>	<b>DIVISION</b>
GENERAL FUND	DEPARTMENT PUBLIC WORKS	01-25 TRAFFIC
<b>DETAILS</b>		

LINE ITEMS	ACTUAL 2012	BUDGET 2013	PROPOSED	\$CHANGE	%CHANGE
1001 REGULAR EARNINGS	\$391,282	\$401,810	\$414,206	\$12,396	3.1%
1002 OVERTIME EARNINGS	\$3,922	\$3,757	\$3,607	(\$150)	-4.0%
1005 LONGEVITY PAY	\$4,173	\$4,488	\$4,822	\$334	7.4%
1007 CAR ALLOWANCE	\$0	\$0	\$0	\$0	#DIV/0!
1110 EMPLOYERS SHARE F.I.C.A.	\$29,517	\$31,368	\$32,333	\$965	3.1%
1120 EMPLOYERS SHARE T.M.R.S.	\$43,603	\$33,872	\$34,584	\$712	2.1%
1130 INSURANCE-EMPLOYEE LIFE	\$2,033	\$2,681	\$2,767	\$86	3.2%
1131 INSURANCE-WORKMENS COMP	\$7,012	\$5,780	\$6,837	\$1,057	18.3%
1132 INSURANCE-UNEMPLOYMENT	\$0	\$0	\$0	\$0	#DIV/0!
1135 HEALTH INSURANCE	\$63,000	\$63,000	\$75,075	\$12,075	19.2%
<b>SALARIES &amp; BENEFITS</b>	<b>\$544,542</b>	<b>\$546,756</b>	<b>\$574,231</b>	<b>\$27,475</b>	<b>5.0%</b>
2029 CLOTHING ALLOWANCE	\$3,087	\$3,420	\$3,420	\$0	0.0%
2100 OFFICE SUPPLIES	\$860	\$1,000	\$1,000	\$0	0.0%
2318 COMPUTER SUPPLIES	\$0	\$0	\$0	\$0	#DIV/0!
2320 GAS, OIL & GREASE	\$9,966	\$7,785	\$10,166	\$2,381	30.6%
2350 SUPPLIES & MATERIALS	\$70,057	\$93,320	\$93,320	\$0	0.0%
2360 SMALL TOOLS	\$234	\$250	\$250	\$0	0.0%
<b>SUPPLIES</b>	<b>\$84,204</b>	<b>\$105,775</b>	<b>\$108,156</b>	<b>2381</b>	<b>2.3%</b>
3010 POSTAGE	\$3	\$5	\$5	\$0	0.0%
3060 PROFESSIONAL SERVICES	\$18,616	\$22,000	\$22,000	\$0	0.0%
3063 PROGRAMMING/MAINTENANCE	\$0	\$0	\$0	\$0	#DIV/0!
3113 PRINTING	\$921	\$2,035	\$1,035	(\$1,000)	-49.1%
3115 CONTRACT MAINTENANCE	\$3,701	\$6,223	\$9,257	\$3,034	48.8%
<b>PROFESSIONAL SERVICES</b>	<b>\$23,241</b>	<b>\$30,263</b>	<b>\$32,297</b>	<b>\$2,034</b>	<b>6.7%</b>
4110 HEAT,LIGHT,WATER UTIL	\$52,950	\$52,000	\$60,623	\$8,623	16.6%
4120 TELEPHONE SERVICE	\$3,261	\$3,136	\$3,136	\$0	0.0%
<b>UTILITIES</b>	<b>\$56,211</b>	<b>\$55,136</b>	<b>\$63,759</b>	<b>\$8,623</b>	<b>15.6%</b>
5500 INSURANCE-AUTO LIABILITY	\$1,378	\$1,378	\$1,378	\$0	0.0%

01-25 TRAFFIC

<b>FUND</b> GENERAL FUND	<b>CITY OF UPTX</b> <b>DEPARTMENT</b> PUBLIC WORKS	<b>DIVISION</b> 01-25 TRAFFIC
<b>DETAILS</b>		

LINE ITEMS	ACTUAL 2012	BUDGET 2013	PROPOSED	\$CHANGE	%CHANGE
5506 INSURANCE-GENERAL LIABILITY	\$347	\$347	\$347	\$0	0.0%
<b>INSURANCE</b>	<b>\$1,725</b>	<b>\$1,725</b>	<b>\$1,725</b>	<b>\$0</b>	<b>0.0%</b>
6190 AUTO REPAIRS	\$15,147	\$5,084	\$8,000	\$2,916	57.4%
6195 EQUIPMENT MAINTENANCE	\$28,413	\$28,413	\$42,824	\$14,411	50.7%
6200 EQUIP REPAIRS/NON VEHICLE	\$0	\$0	\$0	\$0	#DIV/0!
6350 SIGNAL MAINT.& REP	\$33,429	\$67,000	\$77,000	\$10,000	14.9%
<b>OUTSIDE SERVICES</b>	<b>\$76,989</b>	<b>\$100,497</b>	<b>\$127,824</b>	<b>\$27,327</b>	<b>27.2%</b>
7150 DUES & SUBSCRIPTIONS	\$560	\$560	\$630	\$70	12.5%
7170 TRAVEL EXPENSE	\$0	\$0	\$0	\$0	#DIV/0!
7201 COMPUTER EQUIPMENT BELOW \$5000	\$1,179	\$4,300	\$2,050	(\$2,250)	-52.3%
7202 MICRO COMPUTER SOFTWARE	\$625	\$500	\$500	\$0	0.0%
7221 OTHER EXPENSE	\$0	\$300	\$0	(\$300)	-100.0%
7240 TUITION & TRAINING	\$200	\$0	\$1,080	\$1,080	#DIV/0!
7245 TUITION REIMBURSEMENT	\$0	\$0	\$0	\$0	#DIV/0!
7260 EQUIPMENT RENTAL	\$0	\$0	\$0	\$0	#DIV/0!
7475 IMPROVEMENTS--UNDER \$5000	\$0	\$0	\$0	\$0	#DIV/0!
<b>OTHER</b>	<b>\$2,564</b>	<b>\$5,660</b>	<b>\$4,260</b>	<b>(\$1,400)</b>	<b>-24.7%</b>
9000 CAPITAL EQUIPMENT REPLACE	\$19,780	\$16,510	\$16,135	(\$375)	-2.3%
9100 OFFICE EQUIPMENT	\$0	\$0	\$0	\$0	#DIV/0!
9115 SMALL EQUIPMENT	\$15,180	\$0	\$0	\$0	#DIV/0!
9201 MICRO COMPUTER EQUIPMENT	\$0	\$0	\$0	\$0	#DIV/0!
9402 TRAFFIC SIGNAL INSTALL.	\$0	\$0	\$0	\$0	#DIV/0!
9404 TRAFFIC EQUIPMENT	\$44,546	\$0	\$0	\$0	#DIV/0!
9710 MEDIUM DUTY TRUCKS	\$0	\$0	\$0	\$0	#DIV/0!
9910 OFFICE FURNITURE	\$0	\$0	\$0	\$0	#DIV/0!
<b>CAPITAL EXPENDITURES</b>	<b>\$79,506</b>	<b>\$16,510</b>	<b>\$16,135</b>	<b>(\$375)</b>	<b>-2.3%</b>
<b>TOTAL TRAFFIC</b>	<b>\$868,982</b>	<b>\$862,322</b>	<b>\$928,387</b>	<b>\$66,065</b>	<b>7.7%</b>

<b>FUND</b>	<b>CITY OF UPTX</b>		<b>DIVISION</b>
GENERAL FUND	<b>DEPARTMENT</b>	PUBLIC WORKS	01-35 FACILITY MAINTENANCE
<b>DETAILS</b>			

LINE ITEMS	ACTUAL 2012	BUDGET 2013	PROPOSED 2014	\$CHANGE	%CHANGE
1001 REGULAR EARNINGS	\$181,888	\$109,028	\$124,594	\$15,566	14.3%
1002 OVERTIME EARNINGS	\$0	\$0	\$0	\$0	#DIV/0!
1005 LONGEVITY PAY	\$1,636	\$1,298	\$295	(\$1,003)	-77.3%
1007 CAR ALLOWANCE	\$2,550	\$0	\$0	\$0	#DIV/0!
1110 EMPLOYERS SHARE F.I.C.A.	\$14,168	\$8,440	\$9,554	\$1,114	13.2%
1120 EMPLOYERS SHARE T.M.R.S.	\$20,738	\$9,113	\$10,220	\$1,107	12.1%
1130 INSURANCE-EMPLOYEE LIFE	\$689	\$727	\$663	(\$64)	-8.8%
1131 INSURANCE-WORKMENS COMP	\$1,030	\$733	\$1,104	\$371	50.6%
1135 HEALTH INSURANCE	\$21,000	\$18,000	\$21,450	\$3,450	19.2%
<b>SALARIES &amp; BENEFITS</b>	<b>\$243,699</b>	<b>\$147,339</b>	<b>\$167,880</b>	<b>\$20,541</b>	<b>13.9%</b>
2029 CLOTHING ALLOWANCE	\$118	\$670	\$450	(\$220)	-32.8%
2100 OFFICE SUPPLIES	\$313	\$390	\$400	\$10	2.6%
2318 COMPUTER SUPPLIES	\$0	\$225	\$350	\$125	55.6%
2320 GAS, OIL & GREASE	\$1,963	\$3,427	\$1,435	(\$1,992)	-58.1%
2350 SUPPLIES & MATERIALS	\$1,112	\$4,651	\$4,900	\$249	5.4%
2360 SMALL TOOLS	\$260	\$1,098	\$1,200	\$102	9.3%
<b>SUPPLIES</b>	<b>\$3,766</b>	<b>\$10,461</b>	<b>\$8,735</b>	<b>(\$1,726)</b>	<b>-16.5%</b>
3010 POSTAGE	\$0	\$5	\$0	(\$5)	-100.0%
3014 PUBLICATIONS	\$0	\$378	\$0	(\$378)	-100.0%
3060 PROFESSIONAL SERVICES	\$0	\$0	\$0	\$0	#DIV/0!
3063 PROGRAMMING/MAINTENANCE	\$0	\$0	\$0	\$0	#DIV/0!
3113 PRINTING	\$34	\$0	\$0	\$0	#DIV/0!
3115 CONTRACT MAINTENANCE	\$110,845	\$137,642	\$138,645	\$1,003	0.7%
<b>PROFESSIONAL SERVICES</b>	<b>\$110,879</b>	<b>\$138,025</b>	<b>\$138,645</b>	<b>\$620</b>	<b>0.4%</b>
4110 HEAT,LIGHT,WATER UTIL	\$114,615	\$120,000	\$109,709	(\$10,291)	-8.6%
4120 TELEPHONE SERVICE	\$4,396	\$4,159	\$3,715	(\$444)	-10.7%
<b>UTILITIES</b>	<b>\$119,011</b>	<b>\$124,159</b>	<b>\$113,424</b>	<b>(\$10,735)</b>	<b>-8.6%</b>
5500 INSURANCE-AUTO LIABILITY	\$1,742	\$1,742	\$1,742	\$0	0.0%



<b>FUND</b>	<b>CITY OF UPTX</b>		<b>DIVISION</b>
GENERAL FUND	DEPARTMENT PUBLIC WORKS		01-35 FACILITY MAINTENANCE
<b>DETAILS</b>			

LINE ITEMS	ACTUAL 2012	BUDGET 2013	PROPOSED 2014	\$CHANGE	%CHANGE
5506 INSURANCE-GENERAL LIABILITY	\$391	\$391	\$391	\$0	0.0%
5510 INSURANCE-BLDG & CONTENTS	\$40,000	\$40,000	\$40,000	\$0	0.0%
<b>INSURANCE</b>	<b>\$42,133</b>	<b>\$42,133</b>	<b>\$42,133</b>	\$0	0.0%
6184 SECURITY EXPENSE	\$8,053	\$12,083	\$8,000	(\$4,083)	-33.8%
6190 AUTO REPAIRS	\$1,689	\$2,110	\$1,350	(\$760)	-36.0%
6195 EQUIPMENT MAINTENANCE	\$17,314	\$17,315	\$18,042	\$727	4.2%
6200 EQUIP REPAIRS/NON VEHICLE	\$2,184	\$1,400	\$400	(\$1,000)	-71.4%
6250 FACILITY MAINT & REP	\$43,820	\$65,000	\$53,000	(\$12,000)	-18.5%
6330 RADIO SERVICE	\$0	\$0	\$0	\$0	#DIV/0!
<b>OUTSIDE SERVICES</b>	<b>\$73,060</b>	<b>\$97,908</b>	<b>\$80,792</b>	<b>(\$17,116)</b>	-17.5%
7150 DUES & SUBSCRIPTIONS	\$0	\$120	\$120	\$0	0.0%
7170 TRAVEL EXPENSE	\$0	\$0	\$0	\$0	#DIV/0!
7201 COMPUTER EQUIPMENT BELOW \$5000	\$3,639	\$500	\$0	(\$500)	-100.0%
7202 MICRO COMPUTER SOFTWARE	\$0	\$500	\$0	(\$500)	-100.0%
7221 OTHER EXPENSE	\$20	\$250	\$0	(\$250)	-100.0%
7240 TUITION & TRAINING	\$219	\$325	\$325	\$0	0.0%
7260 EQUIPMENT RENTAL	\$0	\$1,000	\$0	(\$1,000)	-100.0%
7475 IMPROVEMENTS--UNDER \$5000	\$49,194	\$5,000	\$9,800	\$4,800	96.0%
<b>OTHER</b>	<b>\$53,072</b>	<b>\$7,695</b>	<b>\$10,245</b>	\$2,550	33.1%
9000 CAPITAL EQUIPMENT REPLACE	\$15,201	\$13,512	\$14,357	\$845	6.3%
9100 OFFICE EQUIPMENT	\$0	\$0	\$0	\$0	#DIV/0!
9110 RADIO EQUIPMENT	\$0	\$0	\$0	\$0	#DIV/0!
9115 SMALL EQUIPMENT	\$0	\$0	\$0	\$0	#DIV/0!
9201 MICRO COMPUTER EQUIPMENT	\$0	\$0	\$0	\$0	#DIV/0!
9910 OFFICE FURNITURE	\$0	\$0	\$0	\$0	#DIV/0!
9950 REMODELING PROJECTS	\$64,821	\$0	\$71,000	\$71,000	#DIV/0!
<b>CAPITAL EXPENDITURES</b>	<b>\$80,022</b>	<b>\$13,512</b>	<b>\$85,357</b>	\$71,845	531.7%
<b>TOTAL FACILITY MAINTENANCE</b>	<b>\$725,642</b>	<b>\$581,232</b>	<b>\$647,211</b>	\$65,979	11.4%

01-35 FACILITIES MAINTENANCE

8/28/2013

<b>CITY OF UPTX</b>		
<b>FUND</b>	<b>DEPARTMENT</b>	<b>DIVISION</b>
GENERAL FUND	FIRE	01-40 FIRE
<b>DETAILS</b>		

LINE ITEMS	ACTUAL 2012	BUDGET 2013	PROPOSED 2014	\$CHANGE	%CHANGE
1001 REGULAR EARNINGS	\$2,759,155	\$2,811,975	\$2,860,491	\$48,516	1.7%
1002 OVERTIME EARNINGS	\$350,553	\$352,800	\$383,253	\$30,453	8.6%
1005 LONGEVITY PAY	\$18,541	\$19,229	\$19,159	(\$70)	-0.4%
1006 EDUCATION PAY	\$42,327	\$48,360	\$46,800	(\$1,560)	-3.2%
1007 CAR ALLOWANCE	\$7,200	\$7,200	\$7,200	\$0	0.0%
1009 CELL PHONE ALLOWANCE	\$97	\$0	\$0	\$0	#DIV/0!
1110 EMPLOYERS SHARE F.I.C.A.	\$229,743	\$229,204	\$234,720	\$5,516	2.4%
1120 EMPLOYERS SHARE T.M.R.S.	\$15,812	\$12,275	\$12,396	\$121	1.0%
1121 EMPLOYERS SHARE F.R.&R.	\$463,608	\$476,282	\$485,420	\$9,138	1.9%
1130 INSURANCE-EMPLOYEE LIFE	\$13,986	\$17,251	\$17,066	(\$185)	-1.1%
1131 INSURANCE-WORKMENS COMP	\$20,895	\$23,019	\$31,783	\$8,764	38.1%
1135 HEALTH INSURANCE	\$312,000	\$315,000	\$349,800	\$34,800	11.0%
<b>SALARIES &amp; BENEFITS</b>	<b>\$4,233,917</b>	<b>\$4,312,595</b>	<b>\$4,448,088</b>	<b>\$135,493</b>	<b>3.1%</b>
2029 CLOTHING ALLOWANCE	\$24,723	\$23,800	\$20,500	(\$3,300)	-13.9%
2060 PROTECTIVE CLOTHG & SUPP	\$6,734	\$42,800	\$43,000	\$200	0.5%
2100 OFFICE SUPPLIES	\$5,580	\$4,000	\$5,500	\$1,500	37.5%
2318 COMPUTER SUPPLIES	\$0	\$500	\$500	\$0	0.0%
2320 GAS, OIL & GREASE	\$25,336	\$21,574	\$27,919	\$6,345	29.4%
2345 MICU DRUGS & SUPPLIES	\$32,025	\$41,000	\$43,950	\$2,950	7.2%
2350 SUPPLIES & MATERIALS	\$15,956	\$16,000	\$16,000	\$0	0.0%
<b>SUPPLIES</b>	<b>\$110,354</b>	<b>\$149,674</b>	<b>\$157,369</b>	<b>\$7,695</b>	<b>5.1%</b>
3010 POSTAGE	\$334	\$500	\$500	\$0	0.0%
3014 PUBLICATIONS	\$0	\$0	\$0	\$0	#DIV/0!
3060 PROFESSIONAL SERVICES	\$93,692	\$69,400	\$88,900	\$19,500	28.1%
3063 PROGRAMMING/MAINTENANCE	\$43,356	\$44,010	\$40,788	(\$3,222)	-7.3%
3064 EMERGENCY MANAGEMENT	\$7,947	\$16,412	\$10,000	(\$6,412)	-39.1%
3113 PRINTING	\$749	\$1,000	\$1,000	\$0	0.0%
3115 CONTRACT MAINTENANCE	\$55,909	\$67,281	\$72,556	\$5,275	7.8%
<b>PROFESSIONAL SERVICES</b>	<b>\$201,987</b>	<b>\$198,603</b>	<b>\$213,744</b>	<b>\$15,141</b>	<b>7.6%</b>

01-40 FIRE

<b>CITY OF UPTX</b>		
<b>FUND</b>	<b>DEPARTMENT</b>	<b>DIVISION</b>
GENERAL FUND	FIRE	01-40 FIRE
<b>DETAILS</b>		

LINE ITEMS	ACTUAL 2012	BUDGET 2013	PROPOSED 2014	\$CHANGE	%CHANGE
4110 HEAT,LIGHT,WATER UTIL	\$51,829	\$55,000	\$52,183	(\$2,817)	-5.1%
4120 TELEPHONE SERVICE	\$17,803	\$12,617	\$16,690	\$4,073	32.3%
<b>UTILITIES</b>	<b>\$69,632</b>	<b>\$67,617</b>	<b>\$68,873</b>	<b>\$1,256</b>	<b>1.9%</b>
5500 INSURANCE-AUTO LIABILITY	\$2,789	\$2,789	\$2,789	\$0	0.0%
5506 INSURANCE-GENERAL LIABILITY	\$1,855	\$1,855	\$1,855	\$0	0.0%
<b>INSURANCE</b>	<b>\$4,644</b>	<b>\$4,644</b>	<b>\$4,644</b>	<b>\$0</b>	<b>0.0%</b>
6190 AUTO REPAIRS	\$19,387	\$21,560	\$25,000	\$3,440	16.0%
6195 EQUIPMENT MAINTENANCE	\$65,533	\$65,533	\$72,089	\$6,556	10.0%
6200 EQUIP REPAIRS/NON VEHICLE	\$4,053	\$4,000	\$5,400	\$1,400	35.0%
6330 RADIO SERVICE	\$0	\$4,000	\$4,000	\$0	0.0%
<b>OUTSIDE SERVICES</b>	<b>\$88,973</b>	<b>\$95,093</b>	<b>\$106,489</b>	<b>\$11,396</b>	<b>12.0%</b>
7150 DUES & SUBSCRIPTIONS	\$11,153	\$7,880	\$10,015	\$2,135	27.1%
7162 EMPLOYEE PHYSICALS	\$0	\$0	\$0	\$0	#DIV/0!
7170 TRAVEL EXPENSE	\$4,404	\$14,820	\$17,070	\$2,250	15.2%
7201 COMPUTER EQUIPMENT BELOW \$5000	\$6,599	\$7,950	\$11,840	\$3,890	48.9%
7202 MICRO COMPUTER SOFTWARE	\$0	\$500	\$0	(\$500)	-100.0%
7221 OTHER EXPENSE	\$3,063	\$0	\$0	\$0	#DIV/0!
7240 TUITION & TRAINING	\$14,291	\$31,140	\$36,040	\$4,900	15.7%
7241 EMS CONTINUING EDUCATION	\$17,076	\$17,867	\$16,347	(\$1,520)	-8.5%
7260 EQUIPMENT RENTAL	\$0	\$0	\$0	\$0	#DIV/0!
7475 IMPROVEMENTS--UNDER \$5000	\$34,822	\$17,400	\$22,000	\$4,600	26.4%
7725 FIRE PREVENTION	\$11,293	\$13,500	\$16,450	\$2,950	21.9%
<b>OTHER</b>	<b>\$102,701</b>	<b>\$111,057</b>	<b>\$129,762</b>	<b>\$18,705</b>	<b>16.8%</b>
9000 CAPITAL EQUIPMENT REPLACE	\$77,133	\$83,435	\$88,650	\$5,215	6.3%
9100 OFFICE EQUIPMENT	\$0	\$0	\$0	\$0	#DIV/0!
9110 RADIO EQUIPMENT	\$0	\$0	\$0	\$0	#DIV/0!

01-40 FIRE

<b>CITY OF UPTX</b>		
<b>FUND</b>	<b>DEPARTMENT</b>	<b>DIVISION</b>
GENERAL FUND	FIRE	01-40 FIRE
<b>DETAILS</b>		

LINE ITEMS	ACTUAL 2012	BUDGET 2013	PROPOSED 2014	\$CHANGE	%CHANGE
9201 MICRO COMPUTER EQUIPMENT	\$0	\$0	\$0	\$0	#DIV/0!
9202 MID RANGE COMPUTER PROGR.	\$0	\$0	\$0	\$0	#DIV/0!
9205 CAMERA EQUIPMENT	\$0	\$18,000	\$12,000	(\$6,000)	-33.3%
9310 HVAC EQUIPMENT	\$0	\$0	\$0	\$0	#DIV/0!
9355 FIRE FIGHTING EQUIP-LIGHT	\$20,382	\$0	\$0	\$0	#DIV/0!
9357 FIRE FIGHTING EQUIP-MAJOR	\$4,664	\$0	\$0	\$0	#DIV/0!
9360 MICU EQUIPMENT	\$0	\$0	\$0	\$0	#DIV/0!
9910 OFFICE FURNITURE	\$0	\$0	\$0	\$0	#DIV/0!
<b>CAPITAL EXPENDITURES</b>	<b>\$102,179</b>	<b>\$101,435</b>	<b>\$100,650</b>	<b>(\$785)</b>	-0.8%
<b>TOTAL FIRE</b>	<b>\$4,914,387</b>	<b>\$5,040,718</b>	<b>\$5,229,619</b>	\$188,901	3.7%

<b>CITY OF UPTX</b>		
<b>FUND</b>	<b>DEPARTMENT</b>	<b>DIVISION</b>
GENERAL FUND	POLICE	01-50 POLICE
<b>DETAILS</b>		

LINE ITEMS	ACTUAL 2012	BUDGET 2013	PROPOSED	\$CHANGE	%CHANGE
1001 REGULAR EARNINGS	\$3,684,363	\$3,825,503	\$3,898,590	\$73,087	1.9%
1002 OVERTIME EARNINGS	\$290,497	\$342,702	\$319,180	(\$23,522)	-6.9%
1004 MISCELLANEOUS ALLOWANCES	\$7,134	\$6,600	\$6,600	\$0	0.0%
1005 LONGEVITY PAY	\$23,260	\$25,152	\$25,943	\$791	3.1%
1006 EDUCATION PAY	\$54,790	\$53,700	\$59,400	\$5,700	10.6%
1009 CELL PHONE ALLOWANCE	\$1,305	\$1,080	\$1,080	\$0	0.0%
1110 EMPLOYERS SHARE F.I.C.A.	\$295,619	\$309,510	\$312,274	\$2,764	0.9%
1120 EMPLOYERS SHARE T.M.R.S.	\$435,065	\$340,385	\$337,740	(\$2,645)	-0.8%
1130 INSURANCE-EMPLOYEE LIFE	\$18,320	\$24,137	\$23,789	(\$348)	-1.4%
1131 INSURANCE-WORKMENS COMP	\$39,501	\$33,295	\$43,916	\$10,621	31.9%
1132 INSURANCE-UNEMPLOYMENT	\$4,230	\$0	\$0	\$0	#DIV/0!
1135 HEALTH INSURANCE	\$436,335	\$459,000	\$510,158	\$51,158	11.1%
<b>SALARIES &amp; BENEFITS</b>	<b>\$5,290,419</b>	<b>\$5,421,064</b>	<b>\$5,538,670</b>	<b>\$117,606</b>	<b>2.2%</b>
2029 CLOTHING ALLOWANCE	\$31,773	\$40,005	\$41,380	\$1,375	3.4%
2100 OFFICE SUPPLIES	\$13,085	\$9,750	\$10,042	\$292	3.0%
2318 COMPUTER SUPPLIES	\$0	\$3,600	\$3,600	\$0	0.0%
2320 GAS, OIL & GREASE	\$90,923	\$92,714	\$101,130	\$8,416	9.1%
2350 SUPPLIES & MATERIALS	\$13,387	\$16,475	\$16,975	\$500	3.0%
<b>SUPPLIES</b>	<b>\$149,168</b>	<b>\$162,544</b>	<b>\$173,127</b>	<b>\$10,583</b>	<b>6.5%</b>
3010 POSTAGE	\$1,602	\$1,600	\$1,600	\$0	0.0%
3011 DETENTION SERVICES	\$2,440	\$8,100	\$4,000	(\$4,100)	-50.6%
3014 PUBLICATIONS	\$144	\$4,110	\$220	(\$3,890)	-94.6%
3060 PROFESSIONAL SERVICES	\$245,242	\$241,042	\$256,642	\$15,600	6.5%
3062 ANIMAL CONTROL SERVICES	\$14,452	\$12,975	\$13,225	\$250	1.9%
3063 PROGRAMMING/MAINTENANCE	\$129,437	\$131,452	\$134,034	\$2,582	2.0%
3070 SPECIAL OPERATIONS	\$603	\$1,000	\$1,000	\$0	0.0%
3072 ACCREDITATION EXPENSES	\$1,090	\$22,500	\$18,400	(\$4,100)	-18.2%
3075 DIRECT ALARM MONITORING	\$51,976	\$75,765	\$79,315	\$3,550	4.7%

<b>CITY OF UPTX</b>		
<b>FUND</b>	<b>DEPARTMENT</b>	<b>DIVISION</b>
GENERAL FUND	POLICE	01-50 POLICE
<b>DETAILS</b>		

LINE ITEMS	ACTUAL 2012	BUDGET 2013	PROPOSED	\$CHANGE	%CHANGE
3113 PRINTING	\$6,798	\$13,800	\$9,000	(\$4,800)	-34.8%
3115 CONTRACT MAINTENANCE	\$32,091	\$36,278	\$36,870	\$592	1.6%
3261 WRECKER FEES	\$525	\$600	\$600	\$0	0.0%
3291 GUNS/EQUIPMENT	\$24,786	\$35,535	\$40,225	\$4,690	13.2%
<b>PROFESSIONAL SERVICES</b>	<b>\$511,186</b>	<b>\$584,757</b>	<b>\$595,131</b>	<b>\$10,374</b>	<b>1.8%</b>
4110 HEAT,LIGHT,WATER UTIL	\$58,301	\$60,000	\$58,600	(\$1,400)	-2.3%
4120 TELEPHONE SERVICE	\$53,598	\$57,142	\$59,720	\$2,578	4.5%
4121 911 SERVICE FEES	\$54,424	\$148,960	\$68,960	(\$80,000)	-53.7%
<b>UTILITIES</b>	<b>\$166,323</b>	<b>\$266,102</b>	<b>\$187,280</b>	<b>(\$78,822)</b>	<b>-29.6%</b>
5500 INSURANCE-AUTO LIABILITY	\$6,398	\$6,398	\$6,398	\$0	0.0%
5506 INSURANCE-GENERAL LIABILITY	\$2,247	\$2,247	\$2,247	\$0	0.0%
5508 INSURANCE-POLICE PROF LIA	\$14,000	\$14,000	\$14,000	\$0	0.0%
<b>INSURANCE</b>	<b>\$22,645</b>	<b>\$22,645</b>	<b>\$22,645</b>	<b>\$0</b>	<b>0.0%</b>
6190 AUTO REPAIRS	\$43,499	\$39,707	\$39,707	\$0	0.0%
6195 EQUIPMENT MAINTENANCE	\$147,929	\$147,929	\$160,036	\$12,107	8.2%
6200 EQUIP REPAIRS/NON VEHICLE	\$4,257	\$4,200	\$4,325	\$125	3.0%
6330 RADIO SERVICE	\$100	\$2,400	\$500	(\$1,900)	-79.2%
<b>OUTSIDE SERVICES</b>	<b>\$195,785</b>	<b>\$194,236</b>	<b>\$204,568</b>	<b>\$10,332</b>	<b>5.3%</b>
7150 DUES & SUBSCRIPTIONS	\$2,249	\$5,694	\$5,769	\$75	1.3%
7162 EMPLOYEE PHYSICALS	\$0	\$4,000	\$4,000	\$0	0.0%
7170 TRAVEL EXPENSE	\$33,638	\$23,380	\$25,580	\$2,200	9.4%
7201 COMPUTER EQUIPMENT BELOW \$5000	\$17,051	\$2,000	\$21,500	\$19,500	975.0%
7202 MICRO COMPUTER SOFTWARE	\$1,368	\$10,350	\$16,450	\$6,100	58.9%
7221 OTHER EXPENSE	\$13,372	\$7,500	\$7,720	\$220	2.9%
7223 CRIME PREV/YOUTH SERVICES	\$1,986	\$2,800	\$2,800	\$0	0.0%
7240 TUITION & TRAINING	\$30,741	\$26,910	\$28,050	\$1,140	4.2%

<b>CITY OF UPTX</b>		
<b>FUND</b>	<b>DEPARTMENT</b>	<b>DIVISION</b>
GENERAL FUND	POLICE	01-50 POLICE
<b>DETAILS</b>		

LINE ITEMS	ACTUAL 2012	BUDGET 2013	PROPOSED	\$CHANGE	%CHANGE
7260 EQUIPMENT RENTAL	\$0	\$0	\$0	\$0	#DIV/0!
7475 IMPROVEMENTS--UNDER \$5000	\$0	\$0	\$0	\$0	#DIV/0!
<b>OTHER</b>	<b>\$100,405</b>	<b>\$82,634</b>	<b>\$111,869</b>	<b>\$29,235</b>	35.4%
9000 CAPITAL EQUIPMENT REPLACE	\$75,107	\$61,286	\$71,084	\$9,798	16.0%
9100 OFFICE EQUIPMENT	\$0	\$0	\$0	\$0	#DIV/0!
9110 RADIO EQUIPMENT	\$0	\$0	\$0	\$0	#DIV/0!
9111 RADAR EQUIPMENT	\$0	\$0	\$3,300	\$3,300	#DIV/0!
9115 SMALL EQUIPMENT	\$0	\$0	\$0	\$0	#DIV/0!
9201 MICRO COMPUTER EQUIPMENT	\$0	\$0	\$0	\$0	#DIV/0!
9202 MID RANGE COMPUTER PROGR.	\$0	\$0	\$0	\$0	#DIV/0!
9205 CAMERA EQUIPMENT	\$0	\$0	\$0	\$0	#DIV/0!
<b>CAPITAL EXPENDITURES</b>	<b>\$75,107</b>	<b>\$61,286</b>	<b>\$74,384</b>	<b>\$13,098</b>	21.4%
<b>TOTAL POLICE</b>	<b>\$6,511,038</b>	<b>\$6,795,268</b>	<b>\$6,907,674</b>	<b>\$112,406</b>	1.7%

<b>CITY OF UPTX</b>		
<b>FUND</b> GENERAL FUND	<b>DEPARTMENT</b> PARKS	<b>DIVISION</b> 01-70 PARKS
<b>DETAILS</b>		

LINE ITEMS	ACTUAL 2012	BUDGET 2013	PROPOSED 2014	\$CHANGE	%CHANGE
1001 REGULAR EARNINGS	\$1,299,427	\$1,321,215	\$1,362,031	\$40,816	3.1%
1002 OVERTIME EARNINGS	\$88,663	\$78,470	\$86,336	\$7,866	10.0%
1005 LONGEVITY PAY	\$15,935	\$16,185	\$17,008	\$823	5.1%
1007 CAR ALLOWANCE	\$14,400	\$14,400	\$14,400	\$0	0.0%
1009 CELL PHONE ALLOWANCE	\$960	\$960	\$960	\$0	0.0%
1110 EMPLOYERS SHARE F.I.C.A.	\$104,325	\$107,930	\$111,778	\$3,848	3.6%
1120 EMPLOYERS SHARE T.M.R.S.	\$154,979	\$118,224	\$121,149	\$2,925	2.5%
1130 INSURANCE-EMPLOYEE LIFE	\$6,780	\$8,830	\$8,994	\$164	1.9%
1131 INSURANCE-WORKMENS COMP	\$16,153	\$12,604	\$23,416	\$10,812	85.8%
1132 INSURANCE-UNEMPLOYMENT	\$5,694	\$0	\$0	\$0	#DIV/0!
1135 HEALTH INSURANCE	\$178,500	\$180,000	\$214,500	\$34,500	19.2%
<b>SALARIES &amp; BENEFITS</b>	<b>\$1,885,816</b>	<b>\$1,858,818</b>	<b>\$1,960,572</b>	<b>\$101,754</b>	<b>5.5%</b>
2029 CLOTHING ALLOWANCE	\$17,241	\$14,222	\$14,222	\$0	0.0%
2100 OFFICE SUPPLIES	\$1,880	\$2,550	\$2,550	\$0	0.0%
2318 COMPUTER SUPPLIES	\$369	\$500	\$500	\$0	0.0%
2320 GAS, OIL & GREASE	\$31,149	\$29,380	\$33,507	\$4,127	14.0%
2350 SUPPLIES & MATERIALS	\$85,259	\$48,200	\$48,200	\$0	0.0%
2360 SMALL TOOLS	\$8,377	\$11,000	\$11,000	\$0	0.0%
2381 FERTILIZER,CHEMICALS &SUP	\$66,711	\$60,000	\$60,000	\$0	0.0%
<b>SUPPLIES</b>	<b>\$210,986</b>	<b>\$165,852</b>	<b>\$169,979</b>	<b>\$4,127</b>	<b>2.5%</b>
3010 POSTAGE	\$1,600	\$1,600	\$1,600	\$0	0.0%
3060 PROFESSIONAL SERVICES	\$8,202	\$8,000	\$8,000	\$0	0.0%
3063 PROGRAMMING/MAINTENANCE	\$5,490	\$6,000	\$6,000	\$0	0.0%
3113 PRINTING	\$528	\$800	\$800	\$0	0.0%



CITY OF UPTX		
<b>FUND</b>	<b>DEPARTMENT</b>	<b>DIVISION</b>
GENERAL FUND	PARKS	01-70 PARKS
DETAILS		

LINE ITEMS	ACTUAL 2012	BUDGET 2013	PROPOSED 2014	\$CHANGE	%CHANGE
3115 CONTRACT MAINTENANCE	\$236,084	\$244,810	\$250,810	\$6,000	2.5%
<b>PROFESSIONAL SERVICES</b>	<b>\$251,904</b>	<b>\$261,210</b>	<b>\$267,210</b>	<b>\$6,000</b>	<b>2.3%</b>
4110 HEAT,LIGHT,WATER UTIL	\$104,613	\$110,000	\$114,197	\$4,197	3.8%
4120 TELEPHONE SERVICE	\$8,771	\$8,397	\$10,130	\$1,733	20.6%
<b>UTILITIES</b>	<b>\$113,384</b>	<b>\$118,397</b>	<b>\$124,327</b>	<b>\$5,930</b>	<b>5.0%</b>
5500 INSURANCE-AUTO LIABILITY	\$6,809	\$6,809	\$6,809	\$0	0.0%
5506 INSURANCE-GENERAL LIABILITY	\$1,133	\$1,133	\$1,133	\$0	0.0%
<b>INSURANCE</b>	<b>\$7,942</b>	<b>\$7,942</b>	<b>\$7,942</b>	<b>\$0</b>	<b>0.0%</b>
				\$0	#DIV/0!
6190 AUTO REPAIRS	\$16,387	\$15,850	\$15,850	\$0	0.0%
6195 EQUIPMENT MAINTENANCE	\$108,675	\$108,675	\$142,052	\$33,377	30.7%
6200 EQUIP REPAIRS/NON VEHICLE	\$6,034	\$6,250	\$6,250	\$0	0.0%
6205 PARK FACILITY REPAIR	\$28,835	\$31,000	\$31,000	\$0	0.0%
6208 PARK EQUIPMENT REPAIR	\$18,913	\$20,000	\$20,000	\$0	0.0%
6380 FLOWERS,TREES & SHRUBS	\$44,307	\$51,000	\$51,000	\$0	0.0%
<b>OUTSIDE SERVICES</b>	<b>\$223,151</b>	<b>\$232,775</b>	<b>\$266,152</b>	<b>\$33,377</b>	<b>14.3%</b>
7150 DUES & SUBSCRIPTIONS	\$1,263	\$2,180	\$2,180	\$0	0.0%
7170 TRAVEL EXPENSE	\$3,305	\$3,010	\$3,010	\$0	0.0%
7201 COMPUTER EQUIPMENT BELOW \$5000	\$4,478	\$500	\$6,050	\$5,550	1110.0%
7202 MICRO COMPUTER SOFTWARE	\$0	\$4,050	\$4,050	\$0	0.0%
7221 OTHER EXPENSE	\$4,003	\$3,000	\$3,000	\$0	0.0%
7240 TUITION & TRAINING	\$1,284	\$3,395	\$3,395	\$0	0.0%

CITY OF UPTX		
<b>FUND</b>	<b>DEPARTMENT</b>	<b>DIVISION</b>
GENERAL FUND	PARKS	01-70 PARKS
DETAILS		

LINE ITEMS	ACTUAL 2012	BUDGET 2013	PROPOSED 2014	\$CHANGE	%CHANGE
7260 EQUIPMENT RENTAL	\$708	\$1,000	\$1,000	\$0	0.0%
7475 IMPROVEMENTS--UNDER \$5000	\$17,599	\$31,000	\$31,000	\$0	0.0%
<b>OTHER</b>	<b>\$32,640</b>	<b>\$48,135</b>	<b>\$53,685</b>	<b>\$5,550</b>	<b>11.5%</b>
9000 CAPITAL EQUIPMENT REPLACE	\$39,975	\$33,793	\$30,718	(\$3,075)	-9.1%
9100 OFFICE EQUIPMENT	\$0	\$0	\$0	\$0	#DIV/0!
9201 MICRO COMPUTER EQUIPMENT	\$0	\$0	\$0	\$0	#DIV/0!
9560 LANDSCAPE EQUIPMENT	\$0	\$0	\$0	\$0	#DIV/0!
9900 PARK IMPROVEMENTS	\$13,756	\$19,000	\$19,000	\$0	0.0%
9905 POND DREDGING	\$0	\$0	\$0	\$0	#DIV/0!
9910 OFFICE FURNITURE	\$0	\$0	\$0	\$0	#DIV/0!
<b>CAPITAL EXPENDITURES</b>	<b>\$53,731</b>	<b>\$52,793</b>	<b>\$49,718</b>	<b>(\$3,075)</b>	<b>-5.8%</b>
<b>TOTAL PARKS</b>	<b>\$2,779,554</b>	<b>\$2,745,922</b>	<b>\$2,899,585</b>	<b>\$153,663</b>	<b>5.6%</b>

CITY OF UPTX		
<b>FUND</b>	<b>DEPARTMENT</b>	<b>DIVISION</b>
GENERAL FUND	PARKS	01-75 SWIMMING POOL
DETAILS		

LINE ITEMS	ACTUAL 2012	BUDGET 2013	PROPOSED 2014	\$CHANGE	%CHANGE
1001 REGULAR EARNINGS	\$173,069	\$172,411	\$154,959	(\$17,452)	-10.1%
1002 OVERTIME EARNINGS	\$19,233	\$10,108	\$13,542	\$3,434	34.0%
1110 EMPLOYERS SHARE F.I.C.A.	\$14,711	\$12,280	\$12,886	\$606	4.9%
1120 EMPLOYERS SHARE T.M.R.S.	\$0	\$0	\$0	\$0	#DIV/0!
1131 INSURANCE-WORKMENS COMP	\$2,262	\$1,630	\$2,974	\$1,344	82.5%
<b>SALARIES &amp; BENEFITS</b>	<b>\$209,275</b>	<b>\$196,429</b>	<b>\$184,361</b>	<b>(\$12,068)</b>	<b>-6.1%</b>
3010 POSTAGE	\$0	\$50	\$250	\$200	400.0%
3060 PROFESSIONAL SERVICES	\$0	\$0	\$10,000	\$10,000	#DIV/0!
<b>PROFESSIONAL SERVICES</b>	<b>\$0</b>	<b>\$50</b>	<b>\$10,250</b>	<b>\$10,200</b>	<b>20400.0%</b>
4110 HEAT,LIGHT,WATER UTIL	\$0	\$0	\$0	\$0	#DIV/0!
4120 TELEPHONE SERVICE	\$0	\$0	\$0	\$0	#DIV/0!
<b>UTILITIES</b>	<b>\$0</b>	<b>\$0</b>	<b>\$0</b>	<b>\$0</b>	<b>#DIV/0!</b>
6189 SWIMMING POOL REPAIRS	\$14,408	\$23,000	\$32,000	\$9,000	39.1%
<b>OUTSIDE SERVICES</b>	<b>\$14,408</b>	<b>\$23,000</b>	<b>\$32,000</b>	<b>\$9,000</b>	<b>39.1%</b>
7201 COMPUTER EQUIPMENT BELOW \$5000	\$0	\$0	\$0	\$0	#DIV/0!
7390 SWIMMING POOL EXPENSE	\$64,995	\$56,390	\$56,390	\$0	0.0%
7475 IMPROVEMENTS--UNDER \$5000	\$0	\$0	\$0	\$0	#DIV/0!
<b>OTHER</b>	<b>\$64,995</b>	<b>\$56,390</b>	<b>\$56,390</b>	<b>\$0</b>	<b>0.0%</b>
9201 MICRO COMPUTER EQUIPMENT	\$0	\$0	\$0	\$0	#DIV/0!
9565 SWIMMING POOL EQUIPMENT	\$0	\$0	\$0	\$0	#DIV/0!
<b>CAPITAL EXPENDITURES</b>	<b>\$0</b>	<b>\$0</b>	<b>\$0</b>	<b>\$0</b>	<b>#DIV/0!</b>
<b>TOTAL SWIMMING POOL</b>	<b>\$288,678</b>	<b>\$275,869</b>	<b>\$283,001</b>	<b>\$7,132</b>	<b>2.6%</b>

01-75 SWIMMING POOL

<b>CITY OF UPTX</b>		
<b>FUND</b>	<b>DEPARTMENT</b>	<b>DIVISION</b>
GENERAL FUND	PUBLIC WORKS	01-80 STREETS
<b>DETAILS</b>		

LINE ITEMS	ACTUAL 2012	BUDGET 2013	PROPOSED	\$CHANGE	%CHANGE
1001 REGULAR EARNINGS	\$776,545	\$815,981	\$835,786	\$19,805	2.4%
1002 OVERTIME EARNINGS	\$20,433	\$25,643	\$24,603	(\$1,040)	-4.1%
1005 LONGEVITY PAY	\$11,936	\$12,826	\$12,434	(\$392)	-3.1%
1007 CAR ALLOWANCE	\$0	\$0	\$0	\$0	#DIV/0!
1009 CELL PHONE ALLOWANCE	\$0	\$0	\$0	\$0	#DIV/0!
1110 EMPLOYERS SHARE F.I.C.A.	\$59,694	\$65,367	\$66,773	\$1,406	2.2%
1120 EMPLOYERS SHARE T.M.R.S.	\$88,399	\$70,578	\$71,417	\$839	1.2%
1130 INSURANCE-EMPLOYEE LIFE	\$4,656	\$5,447	\$5,477	\$30	0.6%
1131 INSURANCE-WORKMENS COMP	\$24,843	\$20,420	\$21,753	\$1,333	6.5%
1135 HEALTH INSURANCE	\$133,500	\$135,000	\$150,150	\$15,150	11.2%
<b>SALARIES &amp; BENEFITS</b>	<b>\$1,120,006</b>	<b>\$1,151,262</b>	<b>\$1,188,393</b>	<b>\$37,131</b>	<b>3.2%</b>
2029 CLOTHING ALLOWANCE	\$5,594	\$11,665	\$11,665	\$0	0.0%
2100 OFFICE SUPPLIES	\$881	\$900	\$900	\$0	0.0%
2318 COMPUTER SUPPLIES	\$0	\$0	\$0	\$0	#DIV/0!
2320 GAS, OIL & GREASE	\$44,972	\$45,387	\$49,047	\$3,660	8.1%
2350 SUPPLIES & MATERIALS	\$7,969	\$9,600	\$9,600	\$0	0.0%
2360 SMALL TOOLS	\$9,768	\$6,300	\$6,300	\$0	0.0%
<b>SUPPLIES</b>	<b>\$69,184</b>	<b>\$73,852</b>	<b>\$77,512</b>	<b>\$3,660</b>	<b>5.0%</b>
3010 POSTAGE	\$4	\$30	\$30	\$0	0.0%
3060 PROFESSIONAL SERVICES	\$0	\$0	\$2,750	\$2,750	#DIV/0!
3063 PROGRAMMING/MAINTENANCE	\$1,000	\$1,000	\$1,000	\$0	0.0%
3113 PRINTING	\$0	\$200	\$200	\$0	0.0%
3115 CONTRACT MAINTENANCE	\$2,854	\$2,906	\$2,986	\$80	2.8%
<b>PROFESSIONAL SERVICES</b>	<b>\$3,858</b>	<b>\$4,136</b>	<b>\$6,966</b>	<b>\$2,830</b>	<b>68.4%</b>
4110 HEAT,LIGHT,WATER UTIL	\$4,190	\$4,300	\$4,328	\$28	0.7%
4120 TELEPHONE SERVICE	\$2,788	\$2,656	\$2,656	\$0	0.0%
<b>UTILITIES</b>	<b>\$6,978</b>	<b>\$6,956</b>	<b>\$6,984</b>	<b>\$28</b>	<b>0.4%</b>

<b>CITY OF UPTX</b>		
<b>FUND</b>	<b>DEPARTMENT</b>	<b>DIVISION</b>
GENERAL FUND	PUBLIC WORKS	01-80 STREETS
<b>DETAILS</b>		

LINE ITEMS	ACTUAL 2012	BUDGET 2013	PROPOSED	\$CHANGE	%CHANGE
5500 INSURANCE-AUTO LIABILITY	\$9,351	\$9,351	\$9,351	\$0	0.0%
5506 INSURANCE-GENERAL LIABILITY	\$930	\$930	\$930	\$0	0.0%
<b>INSURANCE</b>	<b>\$10,281</b>	<b>\$10,281</b>	<b>\$10,281</b>	<b>\$0</b>	<b>0.0%</b>
6190 AUTO REPAIRS	\$68,003	\$53,897	\$53,897	\$0	0.0%
6195 EQUIPMENT MAINTENANCE	\$151,117	\$151,117	\$153,632	\$2,515	1.7%
6200 EQUIP REPAIRS/NON VEHICLE	\$2,210	\$1,075	\$1,075	\$0	0.0%
6370 STREET REPAIR MATERIAL	\$218,361	\$200,910	\$267,670	\$66,760	33.2%
6375 SIDEWALK REPAIR REIMBURSEMENT	\$67,243	\$65,000	\$65,000	\$0	0.0%
<b>OUTSIDE SERVICES</b>	<b>\$506,934</b>	<b>\$471,999</b>	<b>\$541,274</b>	<b>\$69,275</b>	<b>14.7%</b>
7150 DUES & SUBSCRIPTIONS	\$0	\$0	\$0	\$0	#DIV/0!
7170 TRAVEL EXPENSE	\$0	\$0	\$0	\$0	#DIV/0!
7201 COMPUTER EQUIPMENT BELOW \$5000	\$1,230	\$1,300	\$0	(\$1,300)	-100.0%
7202 MICRO COMPUTER SOFTWARE	\$0	\$0	\$0	\$0	#DIV/0!
7221 OTHER EXPENSE	\$2,077	\$1,500	\$1,500	\$0	0.0%
7240 TUITION & TRAINING	\$300	\$1,500	\$1,500	\$0	0.0%
7260 EQUIPMENT RENTAL	\$99	\$0	\$1,000	\$1,000	#DIV/0!
7475 IMPROVEMENTS--UNDER \$5000	\$825	\$0	\$0	\$0	#DIV/0!
<b>OTHER</b>	<b>\$4,531</b>	<b>\$4,300</b>	<b>\$4,000</b>	<b>(\$300)</b>	<b>-7.0%</b>
9000 CAPITAL EQUIPMENT REPLACE	\$58,507	\$52,537	\$61,127	\$8,590	16.4%
9100 OFFICE EQUIPMENT	\$0	\$0	\$0	\$0	#DIV/0!
9115 SMALL EQUIPMENT	\$0	\$0	\$0	\$0	#DIV/0!
9201 MICRO COMPUTER EQUIPMENT	\$0	\$0	\$0	\$0	#DIV/0!
9910 OFFICE FURNITURE	\$0	\$0	\$0	\$0	#DIV/0!
<b>CAPITAL EXPENDITURES</b>	<b>\$58,507</b>	<b>\$52,537</b>	<b>\$61,127</b>	<b>\$8,590</b>	<b>16.4%</b>
<b>TOTAL STREETS</b>	<b>\$1,780,279</b>	<b>\$1,775,323</b>	<b>\$1,896,537</b>	<b>\$121,214</b>	<b>6.8%</b>

CITY OF UPTX		
<b>FUND</b>	<b>DEPARTMENT</b>	<b>DIVISION</b>
GENERAL FUND	TRANSFERS	01-85 TRANSFERS
DETAILS		

LINE ITEMS	ACTUAL 2012	BUDGET 2013	PROPOSED 2014	\$CHANGE	%CHANGE
6371 REPAVING OUTSIDE CONTRACT	\$617,820	\$617,816	\$617,816	\$0	0.0%
<b>OUTSIDE SERVICES</b>	<b>\$617,820</b>	<b>\$617,816</b>	<b>\$617,816</b>	<b>\$0</b>	<b>0.0%</b>
7153 CAPITAL PROJECTS CONTRIB	\$1,084,764	\$1,084,758	\$1,084,758	\$0	0.0%
<b>OTHER</b>	<b>\$1,084,764</b>	<b>\$1,084,758</b>	<b>\$1,084,758</b>	<b>\$0</b>	<b>0.0%</b>
8500 TRANSFERS	\$1,428,540	\$0	\$0	\$0	#DIV/0!
<b>TRANSFERS</b>	<b>\$1,428,540</b>	<b>\$0</b>	<b>\$0</b>	<b>\$0</b>	<b>#DIV/0!</b>
9582 CURB & GUTTER	\$977,436	\$977,440	\$977,440	\$0	0.0%
9800 ALLEY REPLACEMENT PROJECT	\$352,176	\$352,173	\$352,173	\$0	0.0%
<b>CAPITAL EXPENDITURES</b>	<b>\$1,329,612</b>	<b>\$1,329,613</b>	<b>\$1,329,613</b>	<b>\$0</b>	<b>0.0%</b>
<b>TOTAL TRANSFERS</b>	<b>\$4,460,736</b>	<b>\$3,032,187</b>	<b>\$3,032,187</b>	<b>\$0</b>	<b>0.0%</b>

CITY OF UPTX		
FUND	DEPARTMENT	DIVISION
UTILITY (WATER & SEWER) FUND	REVENUES - UTILITY FUND	02-11 REVENUES - UTILITY (WATER & SEWER)
DETAILS		

LINE ITEMS	ACTUAL 2012	BUDGET 2013	PROPOSED 2014	\$ CHANGE	% CHANGE
3450 WATER SALES-RESIDENTIAL	\$6,906,566	\$7,198,231	\$7,974,144	\$775,913	10.8%
3451 WATER SALES-COMMERCIAL	\$249,435	\$297,221	\$300,734	\$3,513	1.2%
3452 WATER SALES-CHURCH/SCHOOL	\$405,800	\$368,378	\$331,821	(\$36,557)	-9.9%
3521 WATER SALES-SMU	\$855,271	\$919,008	\$1,016,970	\$97,962	10.7%
3523 METER INSTALLATION	\$148,582	\$115,000	\$115,000	\$0	0.0%
<b>SUBTOTAL WATER</b>	<b>\$8,565,654</b>	<b>\$8,897,838</b>	<b>\$9,738,669</b>	<b>\$840,831</b>	<b>9.4%</b>
3532 SEWER CHRG-SMU	\$358,742	\$368,454	\$546,677	\$178,223	48.4%
3533 SEWER PERMITS	\$226,641	\$225,000	\$225,000	\$0	0.0%
3550 SEWER CHRG-RESIDENTIAL	\$3,762,643	\$3,958,761	\$4,004,483	\$45,722	1.2%
3551 SEWER CHRG-COMMERCIAL	\$159,004	\$175,830	\$174,108	(\$1,722)	-1.0%
3552 SEWER CHRG-CHURCH/SCHOOL	\$144,806	\$154,414	\$174,108	\$19,694	12.8%
<b>SUBTOTAL SEWER</b>	<b>\$4,651,836</b>	<b>\$4,882,459</b>	<b>\$5,124,376</b>	<b>\$241,917</b>	<b>5.0%</b>
3903 STORM FEE-COMMERCIAL	\$13,685	\$18,500	\$0	(\$18,500)	-100.0%
3094 STORM FEE-RESIDENTIAL	\$413,460	\$412,000	\$0	(\$412,000)	-100.0%
3905 STORM FEE-SMU	\$0	\$0	\$0	\$0	#DIV/0!
3906 STORM FEE-CHURCH/SCHOOL	\$10,884	\$10,200	\$0	(\$10,200)	-100.0%
<b>SUBTOTAL STORM WATER UTILITY FEE</b>	<b>\$438,029</b>	<b>\$440,700</b>	<b>\$0</b>	<b>(\$440,700)</b>	<b>-100.0%</b>
3850 AUCTION/SALE OF EQUIPMENT	\$0	\$0	\$0	\$0	#DIV/0!
3900 INTEREST EARNINGS	\$2,655	\$25,000	\$25,000	\$0	0.0%
3999 OTHER REVENUE	\$2,820	\$5,000	\$5,000	\$0	0.0%
<b>SUBTOTAL OTHER REVENUE</b>	<b>\$5,475</b>	<b>\$30,000</b>	<b>\$30,000</b>	<b>\$0</b>	<b>0.0%</b>
<b>TOTAL REVENUES - WATER &amp; SEWER FUND</b>	<b>\$13,660,994</b>	<b>\$14,250,997</b>	<b>\$14,893,045</b>	<b>\$642,048</b>	<b>4.5%</b>

<b>CITY OF UPTX</b>		
<b>FUND</b>	<b>DEPARTMENT</b>	<b>DIVISION</b>
WATER & SEWER FUND	FINANCE	02-21 UTILITY OFFICE
<b>DETAILS</b>		

LINE ITEMS	ACTUAL 2012	BUDGET 2013	PROPOSED 2014	\$ CHANGE	% CHANGE
1001 REGULAR EARNINGS	\$214,565	\$216,366	\$221,954	\$5,588	2.6%
1002 OVERTIME EARNINGS	\$2,135	\$1,972	\$2,623	\$651	33.0%
1005 LONGEVITY PAY	\$2,338	\$2,003	\$2,195	\$192	9.6%
1110 EMPLOYERS SHARE F.I.C.A.	\$16,314	\$16,857	\$17,348	\$491	2.9%
1120 EMPLOYERS SHARE T.M.R.S.	\$24,968	\$18,518	\$18,888	\$370	2.0%
1130 INSURANCE-EMPLOYEE LIFE	\$1,133	\$1,341	\$1,374	\$33	2.5%
1131 INSURANCE-WORKMENS COMP	\$324	\$248	\$184	(\$64)	-25.8%
1135 HEALTH INSURANCE	\$39,967	\$36,000	\$42,977	\$6,977	19.4%
<b>SALARIES &amp; BENEFITS</b>	<b>\$301,744</b>	<b>\$293,305</b>	<b>\$307,543</b>	<b>\$14,238</b>	<b>4.9%</b>
2100 OFFICE SUPPLIES	\$2,524	\$7,570	\$5,000	(\$2,570)	-33.9%
2318 COMPUTER SUPPLIES	\$0	\$250	\$0	(\$250)	-100.0%
2320 GAS, OIL & GREASE	\$747	\$793	\$919	\$126	15.9%
<b>SUPPLIES</b>	<b>\$3,271</b>	<b>\$8,613</b>	<b>\$5,919</b>	<b>(\$2,694)</b>	<b>-31.3%</b>
3010 POSTAGE	\$38,512	\$52,500	\$52,500	\$0	0.0%
3060 PROFESSIONAL SERVICES	\$34,749	\$45,100	\$42,940	(\$2,160)	-4.8%
3063 PROGRAMMING/MAINTENANCE	\$15,375	\$18,195	\$18,610	\$415	2.3%
3113 PRINTING	\$847	\$5,905	\$5,905	\$0	0.0%
<b>PROFESSIONAL SERVICES</b>	<b>\$89,483</b>	<b>\$121,700</b>	<b>\$119,955</b>	<b>(\$1,745)</b>	<b>-1.4%</b>
4110 HEAT,LIGHT,WATER UTIL	\$107,592	\$120,000	\$110,500	(\$9,500)	-7.9%
4120 TELEPHONE SERVICE	\$2,562	\$2,768	\$3,020	\$252	9.1%
4270 SEWER PAYMENTS	\$2,404,039	\$2,361,443	\$2,586,067	\$224,624	9.5%
4280 WATER PURCHASES	\$4,520,913	\$4,881,063	\$5,104,274	\$223,211	4.6%
<b>UTILITIES</b>	<b>\$7,035,106</b>	<b>\$7,365,274</b>	<b>\$7,803,861</b>	<b>\$438,587</b>	<b>6.0%</b>
5500 INSURANCE-AUTO LIABILITY	\$100	\$100	\$100	\$0	0.0%
5506 INSURANCE-GENERAL LIABILITY	\$2,889	\$2,889	\$2,889	\$0	0.0%
<b>INSURANCE</b>	<b>\$2,989</b>	<b>\$2,989</b>	<b>\$2,989</b>	<b>\$0</b>	<b>0.0%</b>



<b>CITY OF UPTX</b>		
<b>FUND</b>	<b>DEPARTMENT</b>	<b>DIVISION</b>
WATER & SEWER FUND	FINANCE	02-21 UTILITY OFFICE
<b>DETAILS</b>		

LINE ITEMS	ACTUAL 2012	BUDGET 2013	PROPOSED 2014	\$ CHANGE	% CHANGE
6190 AUTO REPAIRS	\$0	\$14	\$75	\$61	435.7%
6195 EQUIPMENT MAINTENANCE	\$1,266	\$1,267	\$2,244	\$977	77.1%
6200 EQUIP REPAIRS/NON VEHICLE	\$10,619	\$11,050	\$11,050	\$0	0.0%
<b>OUTSIDE SERVICES</b>	<b>\$11,885</b>	<b>\$12,331</b>	<b>\$13,369</b>	<b>\$1,038</b>	<b>8.4%</b>
7150 DUES & SUBSCRIPTIONS	\$0	\$725	\$725	\$0	0.0%
7170 TRAVEL EXPENSE	\$996	\$6,120	\$6,120	\$0	0.0%
7201 COMPUTER EQUIPMENT BELOW \$5000	\$0	\$5,700	\$500	(\$5,200)	-91.2%
7202 MICRO COMPUTER SOFTWARE	\$0	\$0	\$0	\$0	#DIV/0!
7221 OTHER EXPENSE	\$820	\$2,000	\$2,000	\$0	0.0%
7240 TUITION & TRAINING	\$1,890	\$1,900	\$1,900	\$0	0.0%
7475 IMPROVEMENTS--UNDER \$5000	\$0	\$5,000	\$5,000	\$0	0.0%
<b>OTHER</b>	<b>\$3,706</b>	<b>\$21,445</b>	<b>\$16,245</b>	<b>(\$5,200)</b>	<b>-24.2%</b>
8010 CONTRIBUTION TO GEN. FUND	\$600,000	\$600,000	\$600,000	\$0	0.0%
<b>TRANSFERS</b>	<b>\$600,000</b>	<b>\$600,000</b>	<b>\$600,000</b>	<b>\$0</b>	<b>0.0%</b>
9000 CAPITAL EQUIPMENT REPLACE	\$1,740	\$1,547	\$1,644	\$97	6.3%
9100 OFFICE EQUIPMENT	\$0	\$500	\$0	(\$500)	-100.0%
9200 MID RANGE COMPUTER EQUIP	\$0	\$0	\$0	\$0	#DIV/0!
9201 MICRO COMPUTER EQUIPMENT	\$0	\$0	\$0	\$0	#DIV/0!
9202 MID RANGE COMPUTER PROGR.	\$0	\$0	\$0	\$0	#DIV/0!
9910 OFFICE FURNITURE	\$0	\$1,000	\$0	(\$1,000)	-100.0%
<b>CAPITAL EXPENDITURES</b>	<b>\$1,740</b>	<b>\$3,047</b>	<b>\$1,644</b>	<b>(\$1,403)</b>	<b>-46.0%</b>
				\$0	
<b>TOTAL UTILITY OFFICE</b>	<b>\$8,049,924</b>	<b>\$8,428,704</b>	<b>\$8,871,525</b>	<b>\$442,821</b>	<b>5.3%</b>

<b>CITY OF UPTX</b>		
<b>FUND</b>	<b>DEPARTMENT</b>	<b>DIVISION</b>
WATER & SEWER FUND	PUBLIC WORKS	02-22 UTILITIES
<b>DETAILS</b>		

LINE ITEMS	ACTUAL 2012	BUDGET 2013	PROPOSED	\$CHANGE	%CHANGE
1001 REGULAR EARNINGS	\$1,497,425	\$1,561,076	\$1,594,657	\$33,581	2.2%
1002 OVERTIME EARNINGS	\$44,627	\$54,919	\$52,516	(\$2,403)	-4.4%
1005 LONGEVITY PAY	\$17,528	\$18,672	\$19,125	\$453	2.4%
1007 CAR ALLOWANCE	\$7,200	\$7,200	\$7,200	\$0	0.0%
1110 EMPLOYERS SHARE F.I.C.A.	\$112,384	\$124,772	\$127,269	\$2,497	2.0%
1120 EMPLOYERS SHARE T.M.R.S.	\$168,395	\$135,624	\$136,931	\$1,307	1.0%
1130 INSURANCE-EMPLOYEE LIFE	\$7,083	\$10,417	\$10,642	\$225	2.2%
1131 INSURANCE-WORKMENS COMP	\$19,850	\$16,634	\$22,928	\$6,294	37.8%
1135 HEALTH INSURANCE	\$232,500	\$243,000	\$289,575	\$46,575	19.2%
<b>SALARIES &amp; BENEFITS</b>	<b>\$2,106,992</b>	<b>\$2,172,314</b>	<b>\$2,260,843</b>	<b>\$88,529</b>	<b>4.1%</b>
2029 CLOTHING ALLOWANCE	\$10,781	\$13,655	\$14,105	\$450	3.3%
2100 OFFICE SUPPLIES	\$2,652	\$2,550	\$2,550	\$0	0.0%
2318 COMPUTER SUPPLIES	\$0	\$500	\$500	\$0	0.0%
2320 GAS, OIL & GREASE	\$82,362	\$81,166	\$91,088	\$9,922	12.2%
2350 SUPPLIES & MATERIALS	\$34,281	\$63,160	\$77,500	\$14,340	22.7%
2370 BACKFILL MATERIALS	\$195,021	\$159,080	\$199,620	\$40,540	25.5%
<b>SUPPLIES</b>	<b>\$325,097</b>	<b>\$320,111</b>	<b>\$385,363</b>	<b>\$65,252</b>	<b>20.4%</b>
3003 BOARD MEETINGS	\$712	\$450	\$450	\$0	0.0%
3010 POSTAGE	\$28	\$200	\$300	\$100	50.0%
3014 PUBLICATIONS	\$0	\$300	\$0	(\$300)	-100.0%
3060 PROFESSIONAL SERVICES	\$50,908	\$109,000	\$70,000	(\$39,000)	-35.8%
3063 PROGRAMMING/MAINTENANCE	\$63,201	\$69,024	\$67,975	(\$1,049)	-1.5%
3113 PRINTING	\$68	\$500	\$500	\$0	0.0%
3115 CONTRACT MAINTENANCE	\$4,607	\$4,741	\$4,871	\$130	2.7%
<b>PROFESSIONAL SERVICES</b>	<b>\$119,524</b>	<b>\$184,215</b>	<b>\$144,096</b>	<b>(\$40,119)</b>	<b>-21.8%</b>
4110 HEAT,LIGHT,WATER UTIL	\$9,599	\$10,000	\$9,876	(\$124)	-1.2%
4120 TELEPHONE SERVICE	\$6,797	\$7,723	\$8,755	\$1,032	13.4%

<b>FUND</b>	<b>CITY OF UPTX</b>	<b>DIVISION</b>
WATER & SEWER FUND	DEPARTMENT PUBLIC WORKS	02-22 UTILITIES
<b>DETAILS</b>		

LINE ITEMS	ACTUAL 2012	BUDGET 2013	PROPOSED	\$CHANGE	%CHANGE
<b>UTILITIES</b>	<b>\$16,396</b>	<b>\$17,723</b>	<b>\$18,631</b>	<b>\$908</b>	<b>5.1%</b>
5500 INSURANCE-AUTO LIABILITY	\$18,001	\$18,001	\$18,001	\$0	0.0%
5506 INSURANCE-GENERAL LIABILITY	\$1,471	\$1,471	\$1,471	\$0	0.0%
<b>INSURANCE</b>	<b>\$19,472</b>	<b>\$19,472</b>	<b>\$19,472</b>	<b>\$0</b>	<b>0.0%</b>
6190 AUTO REPAIRS	\$54,803	\$40,367	\$65,000	\$24,633	61.0%
6195 EQUIPMENT MAINTENANCE	\$226,357	\$226,357	\$226,737	\$380	0.2%
6200 EQUIP REPAIRS/NON VEHICLE	\$2,611	\$2,150	\$2,150	\$0	0.0%
6355 UTILITY MAIN MAINTENANCE	\$325,972	\$253,920	\$280,000	\$26,080	10.3%
<b>OUTSIDE SERVICES</b>	<b>\$609,743</b>	<b>\$522,794</b>	<b>\$573,887</b>	<b>\$51,093</b>	<b>9.8%</b>
7150 DUES & SUBSCRIPTIONS	\$1,408	\$2,596	\$2,707	\$111	4.3%
7170 TRAVEL EXPENSE	\$1,776	\$7,945	\$5,000	(\$2,945)	-37.1%
7201 COMPUTER EQUIPMENT BELOW \$5000	\$4,697	\$4,000	\$3,950	(\$50)	-1.3%
7202 MICRO COMPUTER SOFTWARE	\$13,900	\$1,200	\$0	(\$1,200)	-100.0%
7221 OTHER EXPENSE	\$2,089	\$2,900	\$2,900	\$0	0.0%
7240 TUITION & TRAINING	\$2,305	\$7,870	\$7,970	\$100	1.3%
7260 EQUIPMENT RENTAL	\$1,303	\$3,000	\$3,000	\$0	0.0%
7331 POWER TOOLS	\$4,112	\$6,500	\$6,500	\$0	0.0%
7475 IMPROVEMENTS--UNDER \$5000	\$0	\$0	\$0	\$0	#DIV/0!
7500 DEPRECIATION EXPENSE	\$103,354	\$0	\$0	\$0	#DIV/0!
<b>OTHER</b>	<b>\$134,944</b>	<b>\$36,011</b>	<b>\$32,027</b>	<b>(\$3,984)</b>	<b>-11.1%</b>
9000 CAPITAL EQUIPMENT REPLACE	\$96,823	\$92,840	\$99,865	\$7,025	7.6%
9100 OFFICE EQUIPMENT	\$0	\$0	\$0	\$0	#DIV/0!
9110 RADIO EQUIPMENT	\$0	\$0	\$0	\$0	#DIV/0!
9115 SMALL EQUIPMENT	\$0	\$0	\$0	\$0	#DIV/0!
9201 MICRO COMPUTER EQUIPMENT	\$12,705	\$0	\$0	\$0	#DIV/0!
9205 CAMERA EQUIPMENT	\$0	\$0	\$0	\$0	#DIV/0!

<b>CITY OF UPTX</b>		
<b>FUND</b>	<b>DEPARTMENT</b>	<b>DIVISION</b>
WATER & SEWER FUND	PUBLIC WORKS	02-22 UTILITIES
<b>DETAILS</b>		

LINE ITEMS	ACTUAL 2012	BUDGET 2013	PROPOSED	\$CHANGE	%CHANGE
9350 AIR COMPRESSION EQUIPMENT	\$0	\$0	\$0	\$0	#DIV/0!
9520 WATER SERVICE EQUIPMENT	\$16,977	\$0	\$0	\$0	#DIV/0!
<b>CAPITAL EXPENDITURES</b>	<b>\$126,505</b>	<b>\$92,840</b>	<b>\$99,865</b>	<b>\$7,025</b>	<b>7.6%</b>
<b>TOTAL UTILITIES</b>	<b>\$3,458,673</b>	<b>\$3,365,480</b>	<b>\$3,534,184</b>	<b>\$168,704</b>	<b>5.0%</b>

<b>CITY OF UPTX</b>		
<b>FUND</b>	<b>DEPARTMENT</b>	<b>DIVISION</b>
UTILITY (WATER & SEWER) FUND	TRANSFERS	02-85 TRANSFERS
<b>DETAILS</b>		

LINE ITEMS	ACTUAL 2012	BUDGET 2013	PROPOSED 2014	\$CHANGE	%CHANGE
6365 FIRE HYDRANT/LINE INSTALL	\$175,896	\$175,893	\$0	(\$175,893)	-100.0%
<b>OUTSIDE SERVICES</b>	<b>\$175,896</b>	<b>\$175,893</b>	<b>\$0</b>	<b>(\$175,893)</b>	<b>-100.0%</b>
8500 TRANSFERS	\$0	\$0	\$0	\$0	#DIV/0!
<b>TRANSFERS</b>	<b>\$0</b>	<b>\$0</b>	<b>\$0</b>	<b>\$0</b>	<b>#DIV/0!</b>
9801 LINE REPLACEMENT PROJECT	\$2,019,528	\$2,019,522	\$2,305,186	\$285,664	14.1%
<b>CAPITAL EXPENDITURES</b>	<b>\$2,019,528</b>	<b>\$2,019,522</b>	<b>\$2,305,186</b>	<b>\$285,664</b>	<b>14.1%</b>
<b>TOTAL TRANSFERS</b>	<b>\$2,195,424</b>	<b>\$2,195,415</b>	<b>\$2,305,186</b>	<b>\$109,771</b>	<b>5.0%</b>

<b>CITY OF UPTX</b>		
<b>FUND</b>	<b>DEPARTMENT</b>	<b>DIVISION</b>
SANITATION FUND	REVENUES - SANITATION FUND	04-11 REVENUES - SANITATION FUND
<b>DETAILS</b>		

LINE ITEMS	ACTUAL 2012	BUDGET 2013	PROPOSED 2014	\$CHANGE	%CHANGE
3501 REFUSE COLL-SMU	\$75,759	\$73,700	\$73,700	\$0	0.0%
3503 YARD WASTE BAGS REVENUE	\$58,999	\$61,500	\$0	(\$61,500)	-100.0%
3504 RECYCLING REVENUE	\$368,748	\$381,060	\$381,060	\$0	0.0%
3540 REFUSE COLL - RESIDENTIAL	\$1,726,773	\$1,750,300	\$1,750,300	\$0	0.0%
3541 REFUSE COLL - COMMERCIAL	\$434,978	\$438,600	\$438,600	\$0	0.0%
3542 REFUSE COLL-CHURCH/SCHOOL	\$163,365	\$162,000	\$162,000	\$0	0.0%
3543 BRUSH/SPECIAL PICKUP CHRG	\$70,876	\$70,000	\$70,000	\$0	0.0%
3850 AUCTION/SALE OF EQUIPMENT	\$0	\$0	\$0	\$0	#DIV/0!
3900 INTEREST EARNINGS	\$436	\$500	\$500	\$0	0.0%
3999 OTHER REVENUE	\$2,301	\$0	\$0	\$0	#DIV/0!
<b>TOTAL REVENUES - SANITATION FUND</b>	<b>\$2,902,235</b>	<b>\$2,937,660</b>	<b>\$2,876,160</b>	<b>(\$61,500)</b>	<b>-2.1%</b>

<b>FUND</b>	<b>CITY OF UPTX</b>	<b>DIVISION</b>
SANITATION FUND	DEPARTMENT PUBLIC WORKS	04-60 SANITATION
<b>DETAILS</b>		

LINE ITEMS	ACTUAL 2012	BUDGET 2013	PROPOSED 2014	\$CHANGE	\$CHANGE
1001 REGULAR EARNINGS	\$1,245,650	\$1,219,894	\$1,243,095	\$23,201	1.9%
1002 OVERTIME EARNINGS	\$26,071	\$44,007	\$26,903	(\$17,104)	-38.9%
1005 LONGEVITY PAY	\$17,982	\$17,855	\$16,175	(\$1,680)	-9.4%
1007 CAR ALLOWANCE	\$7,200	\$7,200	\$0	(\$7,200)	-100.0%
1110 EMPLOYERS SHARE F.I.C.A.	\$96,980	\$98,606	\$98,390	(\$216)	-0.2%
1120 EMPLOYERS SHARE T.M.R.S.	\$142,394	\$106,467	\$105,241	(\$1,226)	-1.2%
1130 INSURANCE-EMPLOYEE LIFE	\$5,997	\$8,130	\$7,441	(\$689)	-8.5%
1131 INSURANCE-WORKMENS COMP	\$37,944	\$33,538	\$37,701	\$4,163	12.4%
1135 HEALTH INSURANCE	\$242,625	\$243,000	\$289,575	\$46,575	19.2%
<b>SALARIES &amp; BENEFITS</b>	<b>\$1,822,843</b>	<b>\$1,778,697</b>	<b>\$1,824,521</b>	<b>\$45,824</b>	<b>2.6%</b>
2029 CLOTHING ALLOWANCE	\$16,346	\$17,978	\$19,212	\$1,234	6.9%
2100 OFFICE SUPPLIES	\$2,290	\$3,066	\$3,053	(\$13)	-0.4%
2318 COMPUTER SUPPLIES	\$93	\$500	\$500	\$0	0.0%
2320 GAS, OIL & GREASE	\$138,501	\$132,925	\$150,190	\$17,265	13.0%
2350 SUPPLIES & MATERIALS	\$9,478	\$13,236	\$15,467	\$2,231	16.9%
2360 SMALL TOOLS	\$0	\$0	\$0	\$0	#DIV/0!
<b>SUPPLIES</b>	<b>\$166,708</b>	<b>\$167,705</b>	<b>\$188,422</b>	<b>\$20,717</b>	<b>12.4%</b>
3010 POSTAGE	\$104	\$250	\$250	\$0	0.0%
3014 PUBLICATIONS	\$0	\$0	\$0	\$0	#DIV/0!
3060 PROFESSIONAL SERVICES	\$1,014	\$0	\$0	\$0	#DIV/0!
3063 PROGRAMMING/MAINTENANCE	\$0	\$0	\$0	\$0	#DIV/0!
3113 PRINTING	\$1,111	\$1,790	\$1,790	\$0	0.0%
3115 CONTRACT MAINTENANCE	\$0	\$3,824	\$3,929	\$105	2.7%
<b>PROFESSIONAL SERVICES</b>	<b>\$2,229</b>	<b>\$5,864</b>	<b>\$5,969</b>	<b>\$105</b>	<b>1.8%</b>
4110 HEAT,LIGHT,WATER UTIL	\$13,689	\$13,000	\$14,164	\$1,164	9.0%
4120 TELEPHONE SERVICE	\$6,163	\$5,219	\$5,219	\$0	0.0%
4390 LAND FILL	\$85,114	\$101,500	\$101,500	\$0	0.0%

<b>FUND</b>	<b>CITY OF UPTX</b>	<b>DIVISION</b>
SANITATION FUND	DEPARTMENT PUBLIC WORKS	04-60 SANITATION
<b>DETAILS</b>		

LINE ITEMS	ACTUAL 2012	BUDGET 2013	PROPOSED 2014	\$CHANGE	\$CHANGE
4392 DISPOSAL FEES CONTINGENCY	\$0	\$100,000	\$100,000	\$0	0.0%
<b>UTILITIES</b>	<b>\$104,966</b>	<b>\$219,719</b>	<b>\$220,883</b>	<b>\$1,164</b>	<b>0.5%</b>
5500 INSURANCE-AUTO LIABILITY	\$12,668	\$12,668	\$12,668	\$0	0.0%
5506 INSURANCE-GENERAL LIABILITY	\$1,229	\$1,229	\$1,229	\$0	0.0%
<b>INSURANCE</b>	<b>\$13,897</b>	<b>\$13,897</b>	<b>\$13,897</b>	<b>\$0</b>	<b>0.0%</b>
6186 TRANSFER STATION REPAIR	\$16,546	\$11,400	\$11,400	\$0	0.0%
6190 AUTO REPAIRS	\$58,931	\$155,854	\$80,000	(\$75,854)	-48.7%
6195 EQUIPMENT MAINTENANCE	\$200,450	\$200,449	\$178,459	(\$21,990)	-11.0%
6200 EQUIP REPAIRS/NON VEHICLE	\$4,633	\$1,825	\$1,825	\$0	0.0%
6318 CONTAINER MAINTENANCE	\$1,257	\$1,000	\$1,350	\$350	35.0%
<b>OUTSIDE SERVICES</b>	<b>\$281,817</b>	<b>\$370,528</b>	<b>\$273,034</b>	<b>(\$97,494)</b>	<b>-26.3%</b>
7150 DUES & SUBSCRIPTIONS	\$863	\$1,075	\$1,385	\$310	28.8%
7170 TRAVEL EXPENSE	\$0	\$400	\$1,550	\$1,150	287.5%
7201 COMPUTER EQUIPMENT BELOW \$5000	\$1,230	\$1,900	\$600	(\$1,300)	-68.4%
7202 MICRO COMPUTER SOFTWARE	\$0	\$0	\$0	\$0	#DIV/0!
7221 OTHER EXPENSE	\$5,127	\$6,465	\$6,465	\$0	0.0%
7240 TUITION & TRAINING	\$695	\$1,365	\$2,365	\$1,000	73.3%
7350 YARD WASTE PROGRAM	\$25,519	\$25,000	\$0	(\$25,000)	-100.0%
7392 CONTAINERS	\$10,000	\$10,000	\$10,000	\$0	0.0%
7475 IMPROVEMENTS--UNDER \$5000	\$584	\$0	\$0	\$0	#DIV/0!
7500 DEPRECIATION EXPENSE	\$4,844	\$0	\$0	\$0	#DIV/0!
7601 HAZARDOUS WASTE SERVICE	\$23,939	\$31,480	\$31,480	\$0	0.0%
<b>OTHER</b>	<b>\$72,801</b>	<b>\$77,685</b>	<b>\$53,845</b>	<b>(\$23,840)</b>	<b>-30.7%</b>
9000 CAPITAL EQUIPMENT REPLACE	\$141,541	\$137,708	\$165,680	\$27,972	20.3%
9100 OFFICE EQUIPMENT	\$0	\$0	\$0	\$0	#DIV/0!
9110 RADIO EQUIPMENT	\$0	\$0	\$0	\$0	#DIV/0!

04-60 SANITATION



<b>CITY OF UPTX</b>		
<b>FUND</b>	<b>DEPARTMENT</b>	<b>DIVISION</b>
SANITATION FUND	PUBLIC WORKS	04-60 SANITATION
<b>DETAILS</b>		

LINE ITEMS	ACTUAL 2012	BUDGET 2013	PROPOSED 2014	\$CHANGE	\$CHANGE
9115 SMALL EQUIPMENT	\$0	\$0	\$0	\$0	#DIV/0!
9120 COMPACTOR REPLACEMENTS	\$0	\$0	\$0	\$0	#DIV/0!
9201 MICRO COMPUTER EQUIPMENT	\$0	\$0	\$0	\$0	#DIV/0!
9720 HEAVY DUTY TRUCKS	\$0	\$0	\$18,000	\$18,000	#DIV/0!
9910 OFFICE FURNITURE	\$0	\$0	\$1,000	\$1,000	#DIV/0!
<b>CAPITAL EXPENDITURES</b>	<b>\$141,541</b>	<b>\$137,708</b>	<b>\$184,680</b>	<b>\$46,972</b>	<b>34.1%</b>
<b>TOTAL SANITATION</b>	<b>\$2,606,802</b>	<b>\$2,771,803</b>	<b>\$2,765,251</b>	<b>(\$6,552)</b>	<b>-0.2%</b>

<b>CITY OF UPTX</b>		
<b>FUND</b>	<b>DEPARTMENT</b>	<b>DIVISION</b>
STORM WATER UTILITY FUND	REVENUES - STORM WATER	23-11 REVENUES - STORM WATER UTILITY FUND
<b>DETAILS</b>		

LINE ITEMS	ACTUAL 2012	BUDGET 2013	PROPOSED 2014	\$ CHANGE	% CHANGE
3903 STORM FEE-COMMERCIAL	\$13,685	\$18,500	\$18,500	\$0	0.0%
3094 STORM FEE-RESIDENTIAL	\$413,460	\$412,000	\$412,000	\$0	0.0%
3905 STORM FEE-SMU	\$0	\$0	\$0	\$0	#DIV/0!
3906 STORM FEE-CHURCH/SCHOOL	\$10,884	\$10,200	\$10,200	\$0	0.0%
<b>TOTAL REVENUES - STORM WATER UTILITY FUND</b>	<b>\$438,029</b>	<b>\$440,700</b>	<b>\$440,700</b>	<b>\$0</b>	<b>0.0%</b>

<b>CITY OF UPTX</b>		
<b>FUND</b>	<b>DEPARTMENT</b>	<b>DIVISION</b>
WATER & SEWER FUND	STORM WATER	02-23 STORM WATER
<b>DETAILS</b>		

LINE ITEMS	ACTUAL 2012	BUDGET 2013	PROPOSED	\$CHANGE	%CHANGE
2100 OFFICE SUPPLIES	\$108	\$500	\$150	(\$350)	-70.0%
2350 SUPPLIES & MATERIALS	\$2,039	\$6,500	\$5,000	(\$1,500)	-23.1%
<b>SUPPLIES</b>	<b>\$2,147</b>	<b>\$7,000</b>	<b>\$5,150</b>	<b>(\$1,850)</b>	<b>-26.4%</b>
3010 POSTAGE	\$61	\$570	\$570	\$0	0.0%
3060 PROFESSIONAL SERVICES	\$133,678	\$231,000	\$127,700	(\$103,300)	-44.7%
3113 PRINTING	\$0	\$2,000	\$1,500	(\$500)	-25.0%
<b>PROFESSIONAL SERVICES</b>	<b>\$133,739</b>	<b>\$233,570</b>	<b>\$129,770</b>	<b>(\$103,800)</b>	<b>-44.4%</b>
6200 EQUIP REPAIRS/NON VEHICLE	\$0	\$0	\$0	\$0	#DIV/0!
6355 UTILITY MAIN MAINTENANCE	\$0	\$0	\$0	\$0	#DIV/0!
<b>OUTSIDE SERVICES</b>	<b>\$0</b>	<b>\$0</b>	<b>\$0</b>	<b>\$0</b>	<b>#DIV/0!</b>
7150 DUES & SUBSCRIPTIONS	\$6,833	\$7,100	\$7,300	\$200	2.8%
7170 TRAVEL EXPENSE	\$0	\$0	\$0	\$0	#DIV/0!
7221 OTHER EXPENSE	\$793	\$200	\$200	\$0	0.0%
7240 TUITION & TRAINING	\$0	\$5,000	\$5,000	\$0	0.0%
7260 EQUIPMENT RENTAL	\$0	\$0	\$0	\$0	#DIV/0!
<b>OTHER</b>	<b>\$7,626</b>	<b>\$12,300</b>	<b>\$12,500</b>	<b>\$200</b>	<b>1.6%</b>
9100 OFFICE EQUIPMENT	\$0	\$0	\$0	\$0	#DIV/0!
9201 MICRO COMPUTER EQUIPMENT	\$0	\$0	\$0	\$0	#DIV/0!
9205 CAMERA EQUIPMENT	\$0	\$0	\$0	\$0	#DIV/0!
9305 IMPOUND IMPROVEMENTS	\$0	\$0	\$290,000	\$290,000	#DIV/0!
<b>CAPITAL EXPENDITURES</b>	<b>\$0</b>	<b>\$0</b>	<b>\$290,000</b>	<b>\$290,000</b>	<b>#DIV/0!</b>
<b>TOTAL STORM WATER</b>	<b>\$143,512</b>	<b>\$252,870</b>	<b>\$437,420</b>	<b>\$184,550</b>	<b>73.0%</b>