



## **UNIVERSITY PARK POLICE DEPARTMENT**

### **MONTHLY REPORT**

#### **DECEMBER 2020**

**On March 13, 2020 a Public Health Emergency was issued by Dallas County due to the COVID-19 Pandemic. This was followed by a City of University Park declaration the same day. Both declarations have been amended and remain in effect.**

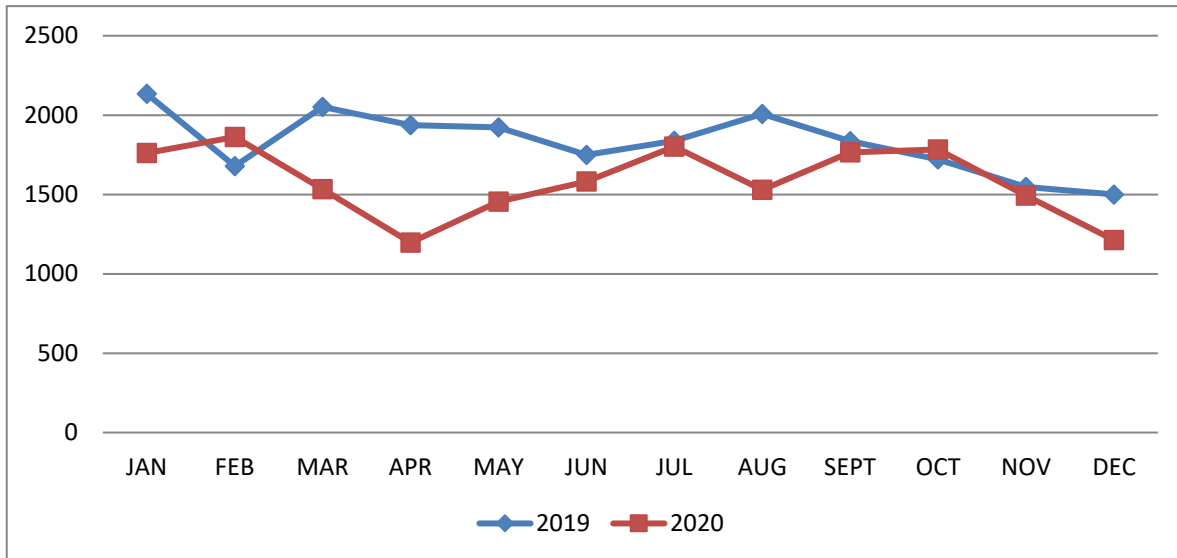
**On March 13, 2020 all HPISD schools were closed due to the Public Health Care Declarations caused by the COVID-19 Pandemic.**

**On September 8, 2020 HPISD school resumed in-person classroom instruction**

# Calls for Service

On March 13, 2020 a Public Health Emergency Declaration was issued by Dallas County. This was followed by a City of UP declaration the same day. Both declarations have been amended and remain in effect.

A call for service is generated anytime an officer responds to a dispatched event or self-initiates an event.



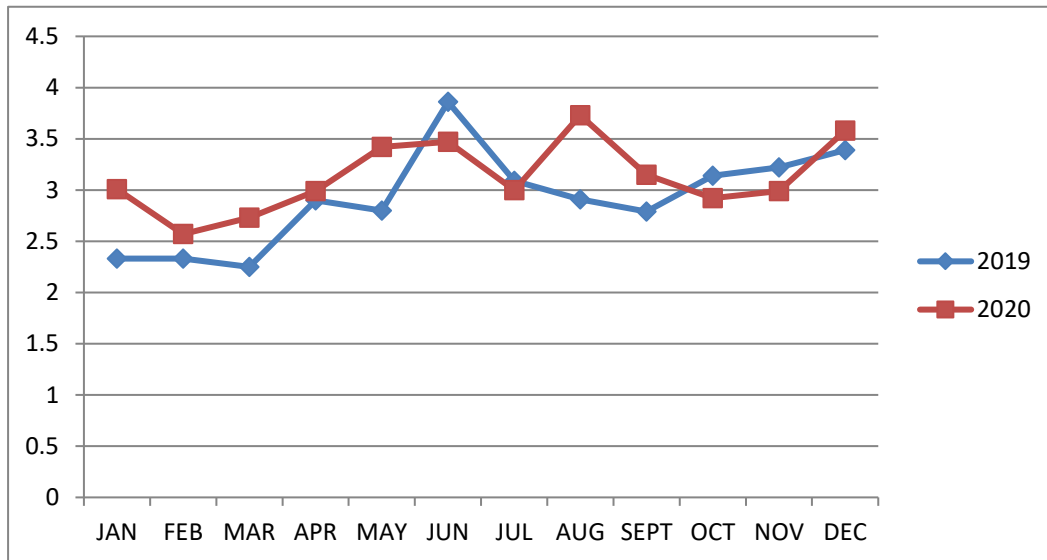
	JAN	FEB	MAR	APR	MAY	JUN	JUL	AUG	SEPT	OCT	NOV	DEC	TOTAL
2019	2134	1679	2052	1937	1923	1749	1838	2007	1835	1720	1548	1500	21922
2020	1762	1862	1533	1197	1454	1581	1801	1530	1765	1784	1494	1213	18976

## Year To Date Comparison for December

2019	21,922	
2020	18,976	-13.44%

# Average Travel Time

Travel time is calculated from the time the first officer is dispatched to a call for service until the first officer arrives on scene.



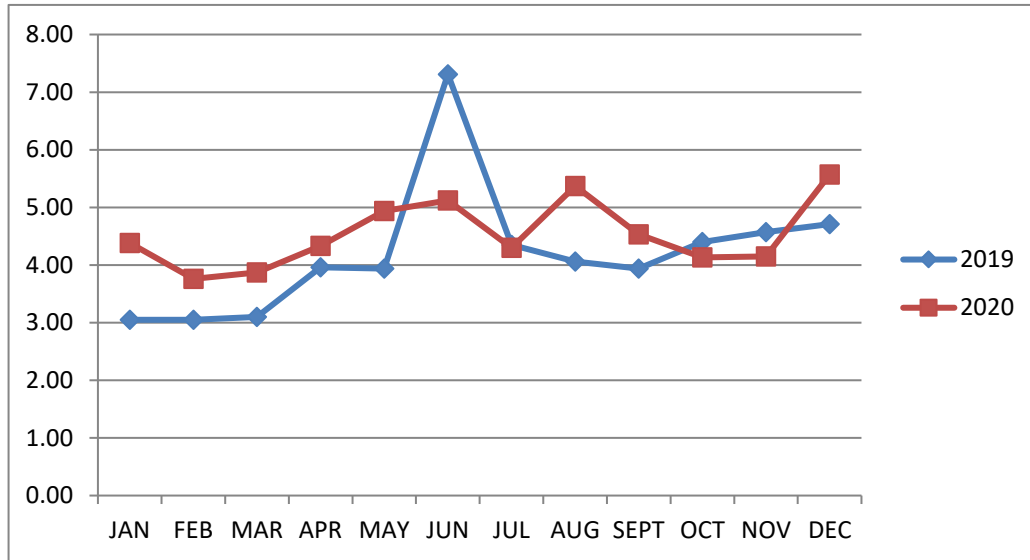
	JAN	FEB	MAR	APR	MAY	JUN	JUL	AUG	SEPT	OCT	NOV	DEC
2019	2:20	2:20	2:15	2:54	2:48	3:51	3:05	2:55	2:47	3:08	3:13	3:23
2020	3:06	2:34	2:44	2:59	3:25	3:28	3:00	3:44	3:09	2:55	2:59	3:58

## Average Year To Date Comparison for December

2019	2:54	
2020	3:10	8.67%

# Average "Receive to Arrive" Time

"Receive to Arrive" time is calculated from the time a call is received in the Communications Center to the time the first officer arrives on scene.



	JAN	FEB	MAR	APR	MAY	JUN	JUL	AUG	SEPT	OCT	NOV	DEC
2019	3:03	3:03	3:06	3:58	3:56	7:18	4:06	4:04	3:56	4:24	4:34	4:43
2020	4:23	3:46	3:52	4:20	4:56	5:07	4:18	5:22	4:32	4:08	4:09	4:32

## Average Year To Date Comparison for December

2019	4:10	
2020	4:27	6.44%

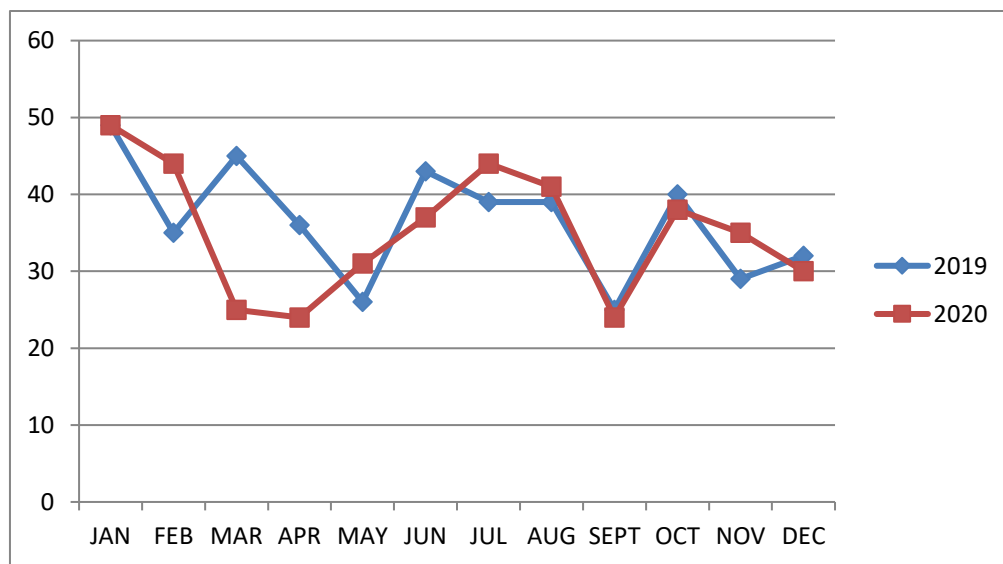
# NIBRS Group A Crimes Reported

The National Incident-Based Reporting System (NIBRS) is used by the FBI to capture specific details about crimes and offenders through incident based reporting. Group A crimes are defined below.

**On 3-13-20 a Public Health Emergency Declaration was issued by Dallas County. This was followed by a City of UP declaration the same day. Both declarations have been amended and remain in effect.**

Arson	0	Kidnapping/Abduction	0
Assault Offenses	2	Larceny/Theft Offenses	18
Bribery	0	Motor Vehicle Theft	1
Burglary/B&E	3	Porn/Obscene Material	0
Counterfeiting/Forgery	1	Prostitution Offenses	0
Destruction/Damage	1	Robbery	0
Drug/Narcotic Offenses	0	Sex Offenses	0
Embezzlement	0	Sex Offenses, Nonforcible	0
Extortion/Blackmail	0	Stolen Property Offense	0
Fraud Offenses	4	Weapon Law Violations	0
Gambling Offenses	0	Human Trafficking Offenses	0
Homicide Offenses	0	Animal Cruelty	0

30



	JAN	FEB	MAR	APR	MAY	JUN	JUL	AUG	SEPT	OCT	NOV	DEC
2019	49	35	45	36	26	43	39	39	25	40	29	32
2020	49	44	25	24	31	37	44	41	24	38	35	30

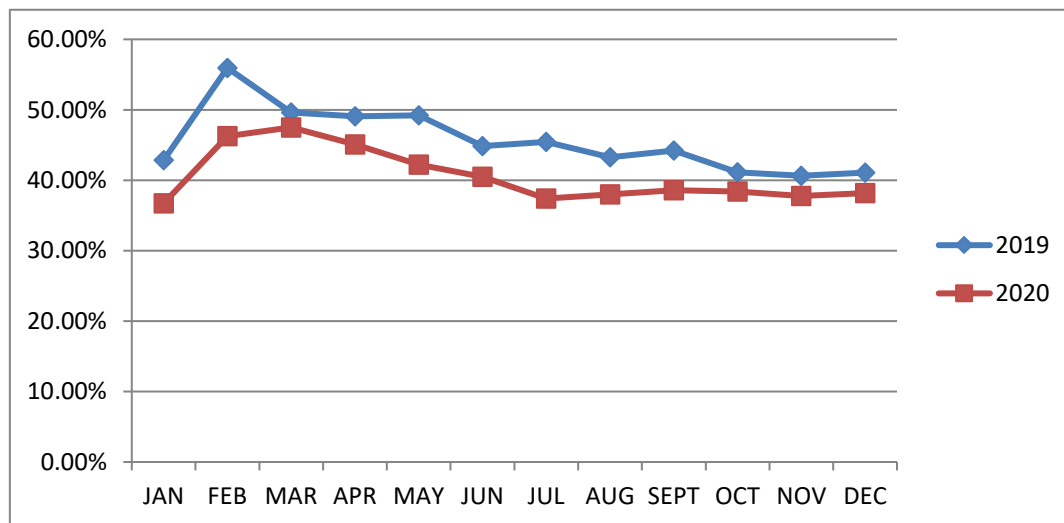
## Year To Date Comparison for December

2019	438	
2020	422	-3.7%

# NIBRS Group A Crimes Cleared

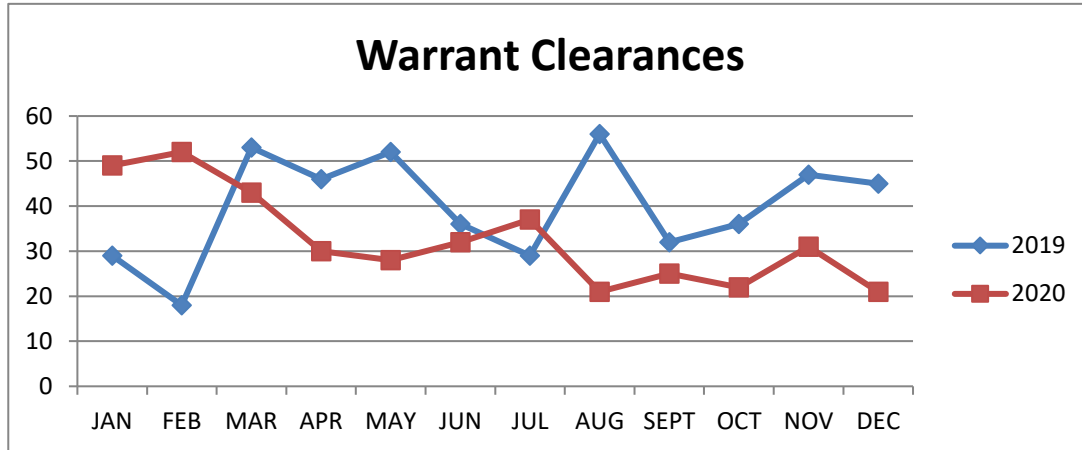
2020 Clearances Year to Date

	Crimes	Cleared	%
Arson	0	0	0.0%
Assault Offenses	20	15	75.0%
Bribery	0	0	0.0%
Burglary/B&E	43	12	27.9%
Counterfeiting/Forgery	5	5	100.0%
Destruction/Damage	30	7	23.3%
Drug/Narcotic Offenses	17	13	76.5%
Embezzlement	0	0	0.0%
Extortion/Blackmail	0	0	0.0%
Fraud Offenses	56	27	48.2%
Gambling Offenses	0	0	0.0%
Homicide Offenses	0	0	0.0%
Kidnapping/Abduction	0	0	0.0%
Larceny/Theft Offenses	211	63	29.9%
Motor Vehicle Theft	35	16	45.7%
Porn/Obscene Material	0	0	0.0%
Prostitution Offenses	0	0	0.0%
Robbery	1	0	0.0%
Sex Offenses	2	2	100.0%
Sex Offenses, Nonforcible	0	0	0.0%
Stolen Property Offenses	0	0	0.0%
Weapon Law Violation	2	1	50.0%
Human Trafficking Offenses	0	0	0.0%
Animal Cruelty	0	0	0.0%
<b>Total</b>	<b>422</b>	<b>161</b>	<b>38.2%</b>



## Municipal Warrant Clearance/Contact Activity

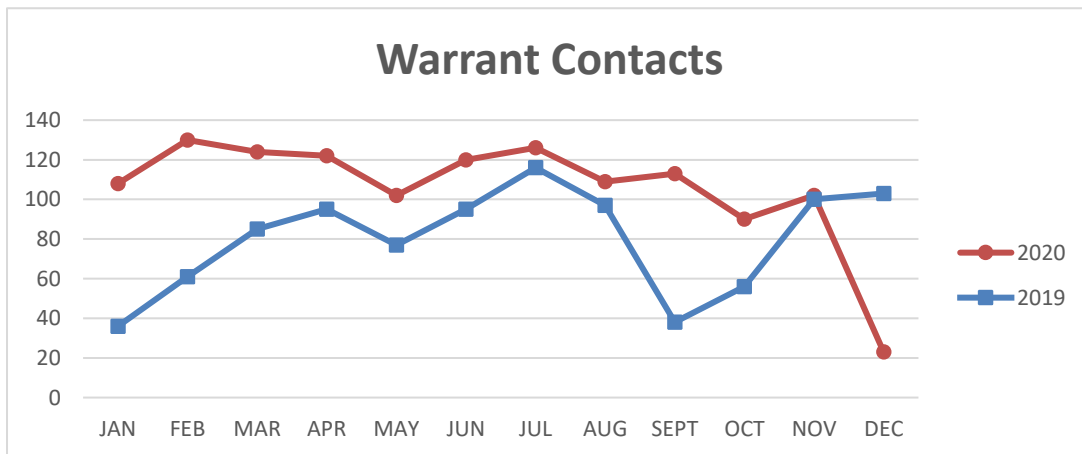
A University Park Municipal Court warrant is cleared either through an arrest made by a UPPD officer or after a person voluntarily turns himself/herself in after being contacted by the warrant officer. A contact is an effort by the Warrant Officer to locate the person wanted. All contacts do not result in a warrant clearance.



	JAN	FEB	MAR	APR	MAY	JUN	JUL	AUG	SEPT	OCT	NOV	DEC	TOTAL
2019	29	18	53	46	52	36	29	56	32	36	47	45	479
2020	49	52	43	30	28	32	37	21	25	22	31	21	391

### Year To Date Comparison for December

2019	479	
2020	391	-18.4%



	JAN	FEB	MAR	APR	MAY	JUN	JUL	AUG	SEPT	OCT	NOV	DEC	TOTAL
2019	36	61	85	95	77	95	116	97	38	56	100	103	959
2020	108	130	124	122	102	120	126	109	113	90	102	23	1269

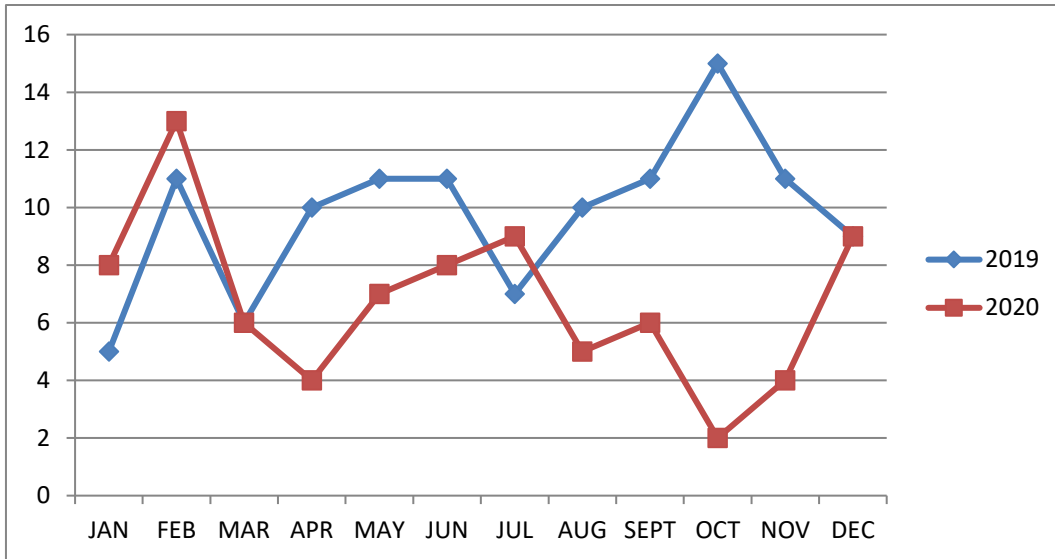
### Year To Date Comparison for December

2019	959	
2020	1269	32.3%

## Accidents Reported

On March 13, 2020 a Public Health Emergency Declaration was issued by Dallas County. This was followed by a City of UP declaration the same day. Both declarations have been amended and remain in effect.

Accidents are the number of traffic related accidents reported to the University Park Police Department where an accident investigation was completed.



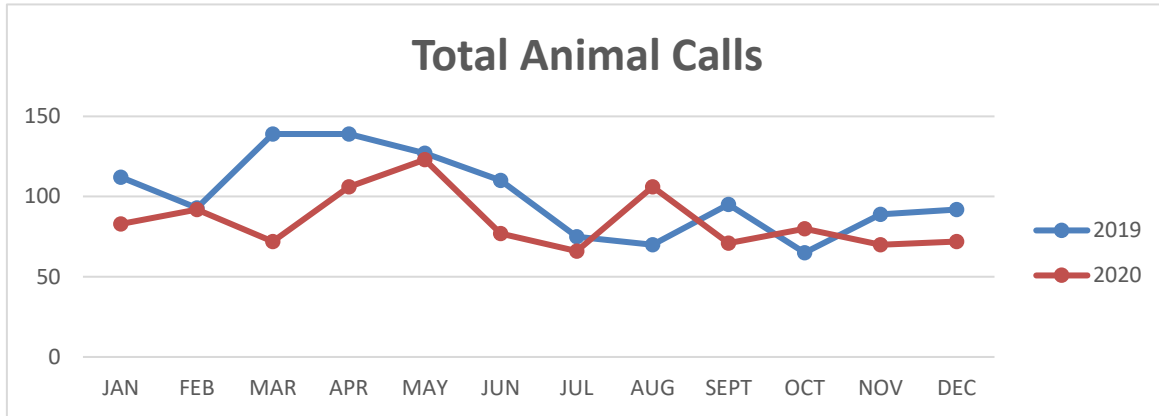
	JAN	FEB	MAR	APR	MAY	JUN	JUL	AUG	SEPT	OCT	NOV	DEC
2019	5	11	6	10	11	11	7	10	11	15	11	9
2020	8	13	6	4	7	8	9	5	6	2	4	9

### Year to Date Comparison for December

2019	117	
2020	81	-30.8%

# Animal Control Report

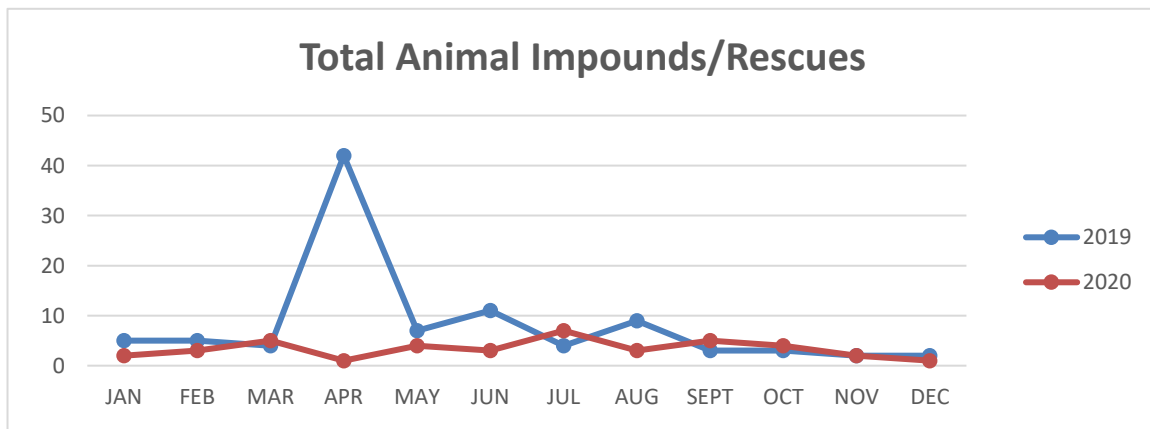
University Park Animal Control regards the administration, communication, investigation and enforcement of all codes, ordinances and regulations related to animal control, animal cruelty and neglect and perform duties to promote education and compliance with laws regulating animal treatment.



	JAN	FEB	MAR	APR	MAY	JUN	JUL	AUG	SEPT	OCT	NOV	DEC
2019	112	93	139	139	127	110	75	70	95	65	89	92
2020	83	92	72	106	123	77	66	106	71	80	70	72

#### Year to Date Comparison for December

2019	1206	
2020	1018	-15.6%



	JAN	FEB	MAR	APR	MAY	JUN	JUL	AUG	SEPT	OCT	NOV	DEC
2019	5	5	4	42	7	11	4	9	3	3	2	2
2020	2	3	5	1	4	3	7	3	5	4	2	1

#### Year to Date Comparison for December

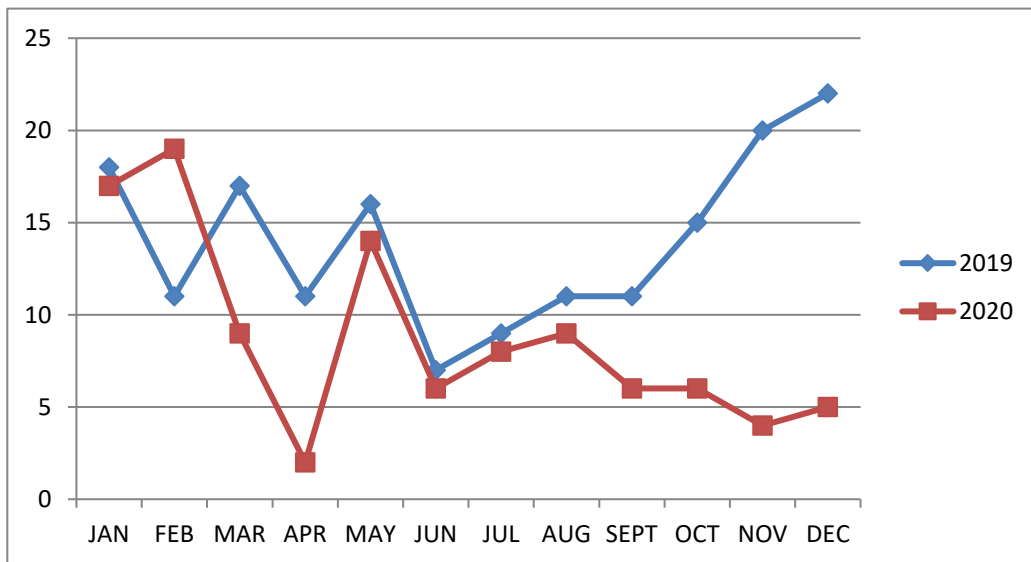
2019	97	
2020	40	-58.8%

Animal Impound/Rescue Report		
	December	Year-to Date
Animal Impounds	1	20
Animal Rescues	0	20

# Arrests

Total number of arrests made by UPPD officers and includes both adult and juvenile arrests.

**On 03-13-2020 a Public Health Emergency Declaration was issued by Dallas County. This was followed by a City of UP declaration the same day. Both declarations have been amended and remain in effect.**



	JAN	FEB	MAR	APR	MAY	JUN	JUL	AUG	SEPT	OCT	NOV	DEC		TOTAL
2019	18	11	17	11	16	7	9	11	11	15	20	22		168
2020	17	19	9	2	14	6	8	9	6	6	4	5		105

## Year to Date Comparisons for December

2019	168	
2020	105	-37.5%

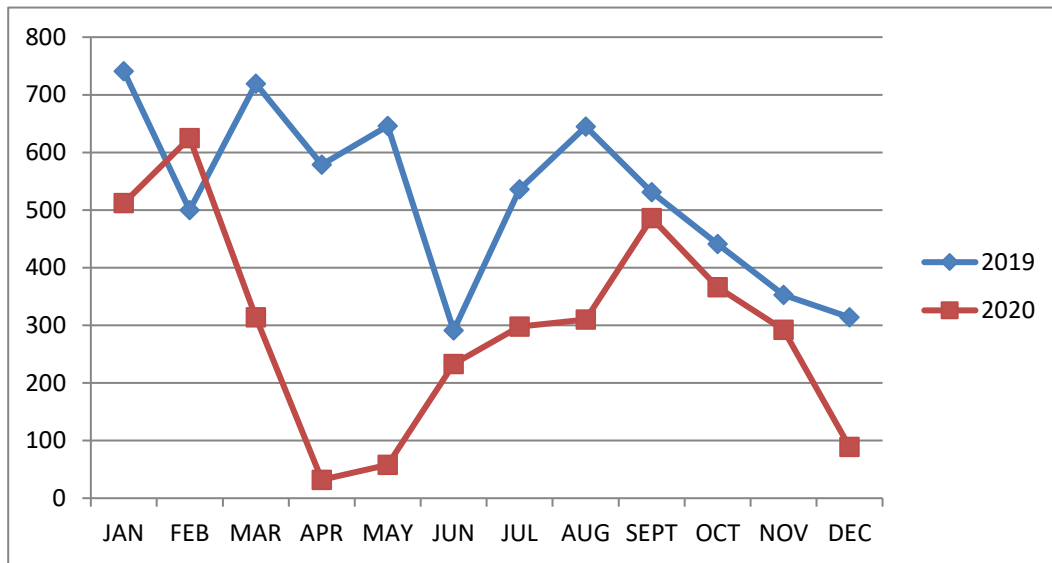
## SMU Prisoners Housed in Holding Facility

Month	0
YTD	19

## Citations Issued

Citations are issued for traffic offenses, Class C Penal Code offenses, and city ordinance violations.

**On 3-13-2020 a Public Health Emergency Declaration was issued by Dallas County. This was followed by a City of UP declaration the same day. Both declarations have been amended and remain in effect.**



	JAN	FEB	MAR	APR	MAY	JUN	JUL	AUG	SEPT	OCT	NOV	DEC	TOTAL
2019	741	500	719	579	646	291	536	645	531	441	353	314	6,296
2020	512	625	314	32	58	233	298	310	486	366	292	89	3,615

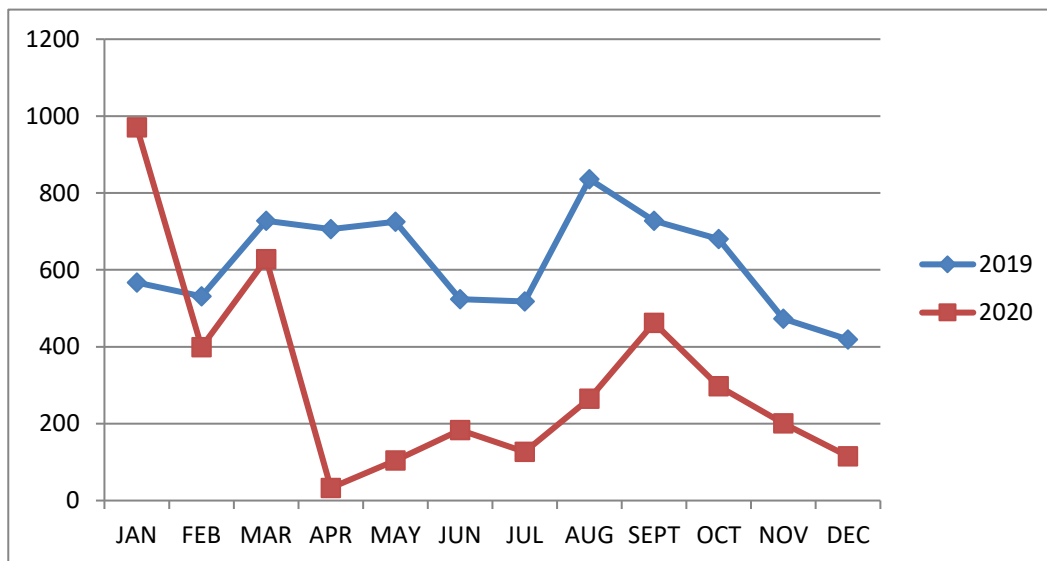
### Year to Date Comparison for December

2019	6,296	
2020	3,615	-42.58%

# Parking Citations

Parking citations written include violations of state law and city ordinances.

**On 03-13-2020 a Public Health Emergency Declaration was issued by Dallas County. This was followed by a City of UP declaration the same day. Both declarations have been amended and remain in effect.**



	JAN	FEB	MAR	APR	MAY	JUN	JUL	AUG	SEPT	OCT	NOV	DEC	TOTAL
2019	567	531	728	706	725	524	518	836	728	680	473	419	7435
2020	971	399	628	33	104	183	127	265	462	297	201	115	3785

## Year to Date Comparison for December

2019	7,435	
2020	3,785	-49.1%

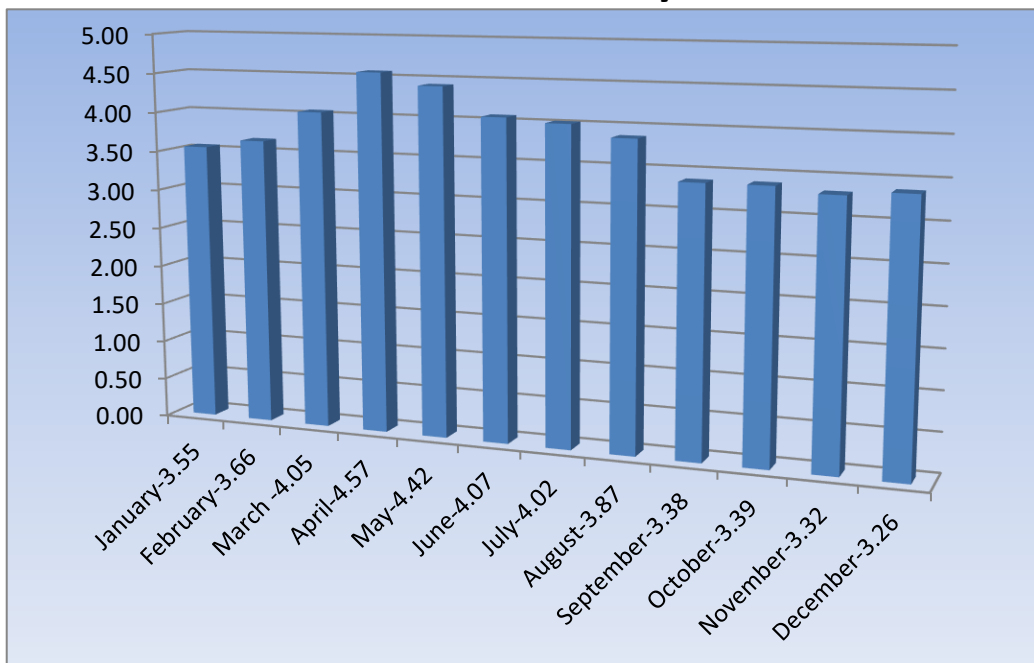
# Beat Staffing Average

Beat Staffing is the average daily number of officers assigned to beat areas on a per shift basis.

On 03-13-2020 a Public Health Emergency Declaration was issued by Dallas County. This was followed by a City of UP declaration the same day. On 3-13-2020 the HPISD cancelled in-person classroom instruction and extracurricular activity and have since cancelled all school activity for the remainder of the 2019-2020 school year. As a result Officers assigned to HPISD campuses (SRO & DARE) were re-assigned to Patrol Operations to supplement shift staffing.

HPISD began in-person classroom instruction on 9-8-2020. As a result Officers assigned to HPISD returned to their SRO and DARE assignments

## Beat Officers Only



	JAN	FEB	MAR	APR	MAY	JUN	JUL	AUG	SEPT	OCT	NOV	DEC
2019	3.92	3.91	3.69	3.72	3.45	3.62	3.66	3.56	3.83	3.89	3.48	3.47
2020	3.55	3.66	4.05	4.57	4.42	4.07	4.02	3.87	3.38	3.39	3.32	3.37

## Year to Date Summary for December

2019	3.68	
2020	3.81	3.3%