



## **UNIVERSITY PARK POLICE DEPARTMENT**

### **MONTHLY REPORT**

#### **MARCH 2021**

On March 13, 2020 a Public Health Emergency was issued by Dallas County due to the COVID-19 Pandemic. This was followed by a City of University Park declaration the same day. Both declarations have been amended and remain in effect.

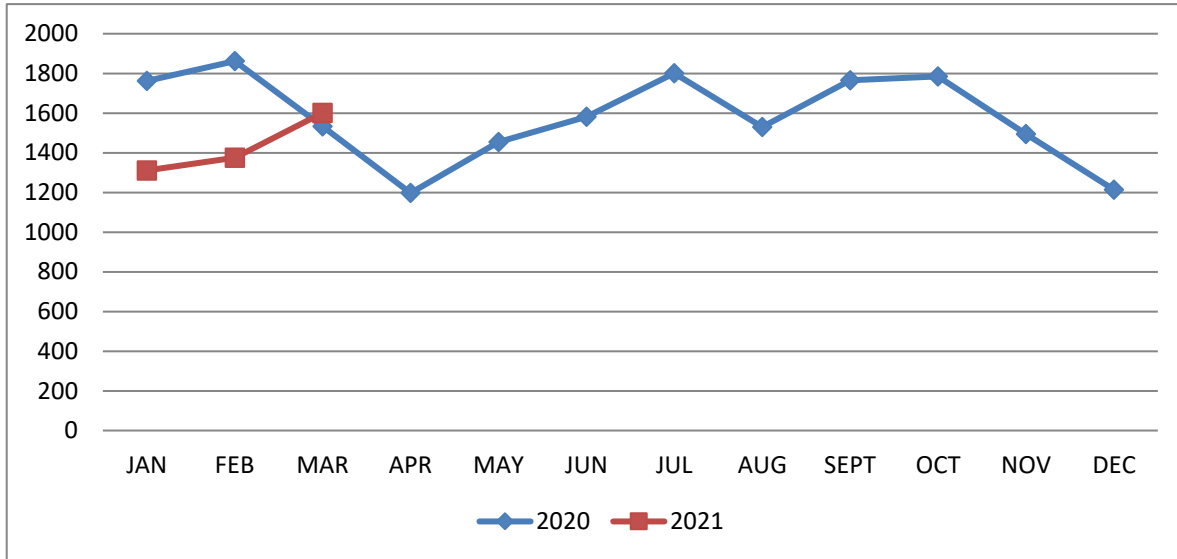
On March 13, 2020 all HPISD schools were closed due to the Public Health Care Declarations caused by the COVID-19 Pandemic.

On September 8, 2020 HPISD school resumed in-person classroom instruction

# Calls for Service

On March 13, 2020 a Public Health Emergency Declaration was issued by Dallas County. This was followed by a City of UP declaration the same day. Both declarations have been amended and remain in effect.

A call for service is generated anytime an officer responds to a dispatched event or self-initiates an event.



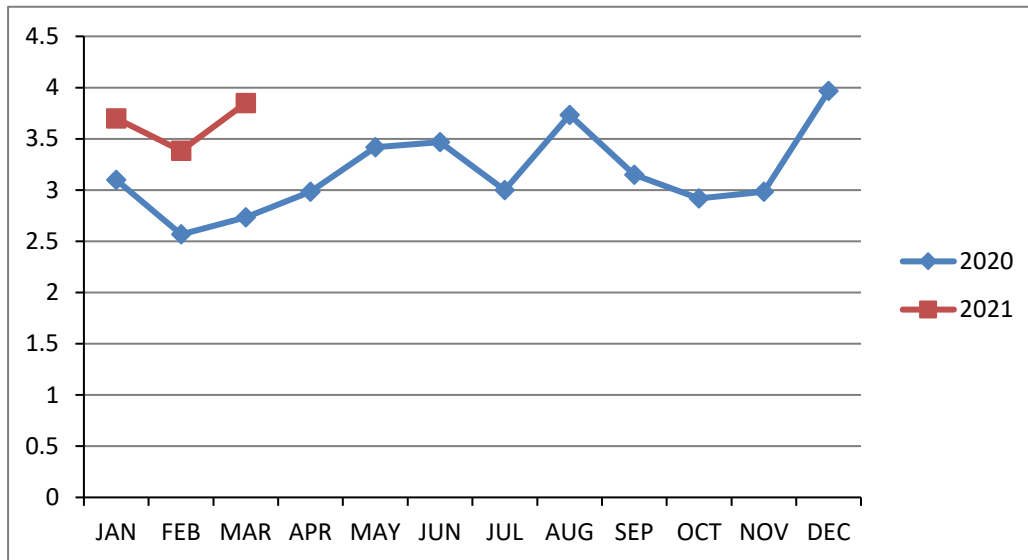
	JAN	FEB	MAR	APR	MAY	JUN	JUL	AUG	SEPT	OCT	NOV	DEC	TOTAL
2020	1762	1862	1533	1197	1454	1581	1801	1530	1765	1784	1494	1213	18976
2021	1311	1375	1601										4287

## Year to Date Comparison for March

2020	5,157	
2021	4,287	-16.87%

# Average Travel Time

Travel time is calculated from the time the first officer is dispatched to a call for service until the first officer arrives on scene.



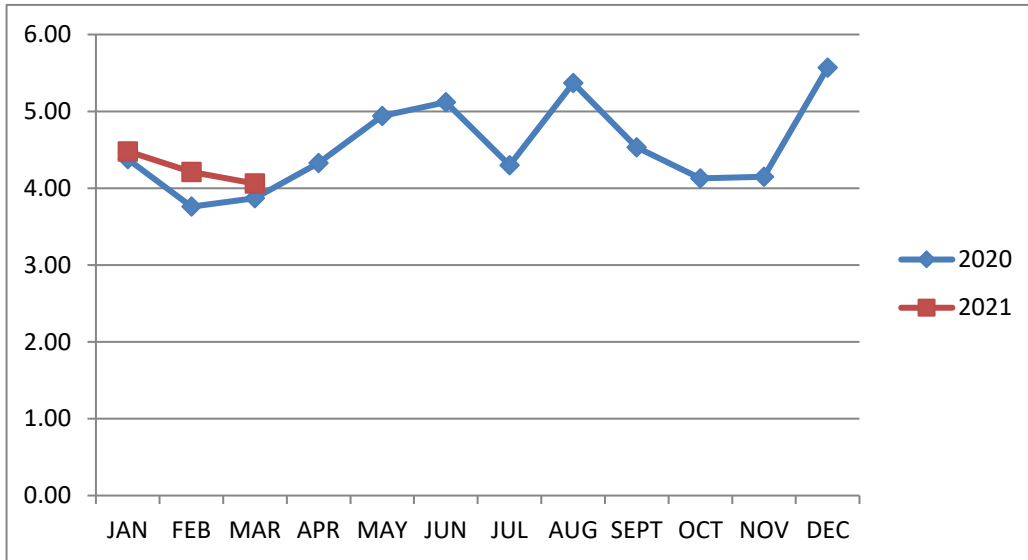
	JAN	FEB	MAR	APR	MAY	JUN	JUL	AUG	SEPT	OCT	NOV	DEC
2020	3:06	2:34	2:44	2:59	3:25	3:28	3:00	3:44	3:09	2:55	2:59	3:58
2021	3:42	3:23	3:51									

## Average Year to Date Comparison for March

2020	2:48	
2021	3:38	29.76%

## Average "Receive to Arrive" Time

"Receive to Arrive" time is calculated from the time a call is received in the Communications Center to the time the first officer arrives on scene.



	JAN	FEB	MAR	APR	MAY	JUN	JUL	AUG	SEPT	OCT	NOV	DEC
2020	4:23	3:46	3:52	4:20	4:56	5:07	4:18	5:22	4:32	4:08	4:09	4:32
2021	4:48	4:21	4:10									

### Average Year to Date Comparison for March

2020	4:00	
2021	4:26	10.83%

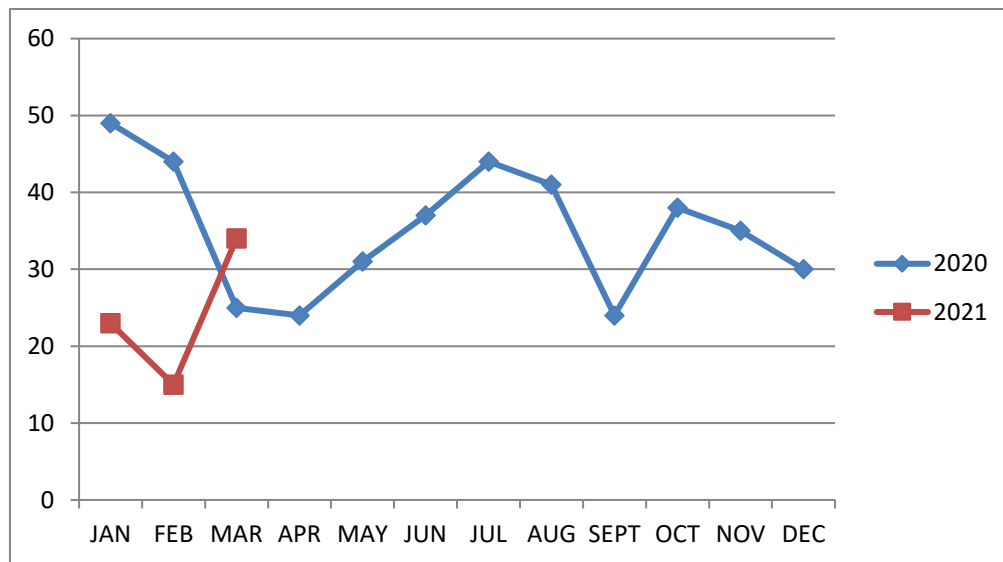
# NIBRS Group A Crimes Reported

The National Incident-Based Reporting System (NIBRS) is used by the FBI to capture specific details about crimes and offenders through incident based reporting. Group A crimes are defined below.

**On 3-13-20 a Public Health Emergency Declaration was issued by Dallas County. This was followed by a City of UP declaration the same day. Both declarations have been amended and remain in effect.**

Arson	0	Kidnapping/Abduction	0
Assault Offenses	1	Larceny/Theft Offenses	14
Bribery	0	Motor Vehicle Theft	2
Burglary/B&E	6	Porn/Obscene Material	0
Counterfeiting/Forgery	0	Prostitution Offenses	0
Destruction/Damage	1	Robbery	0
Drug/Narcotic Offenses	1	Sex Offenses	0
Embezzlement	0	Sex Offenses, Nonforcible	0
Extortion/Blackmail	0	Stolen Property Offense	0
Fraud Offenses	9	Weapon Law Violations	0
Gambling Offenses	0	Human Trafficking Offenses	0
Homicide Offenses	0	Animal Cruelty	0

34



	JAN	FEB	MAR	APR	MAY	JUN	JUL	AUG	SEPT	OCT	NOV	DEC
2020	49	44	25	24	31	37	44	41	24	38	35	30
2021	22	15	34									

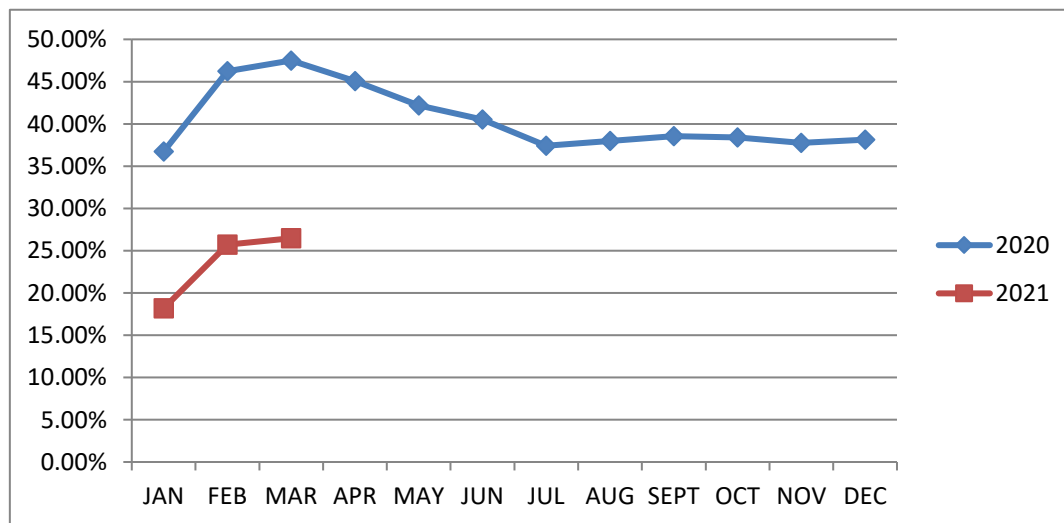
## Year To Date Comparison for March

2020	118	
2021	71	-39.8%

## NIBRS Group A Crimes Cleared

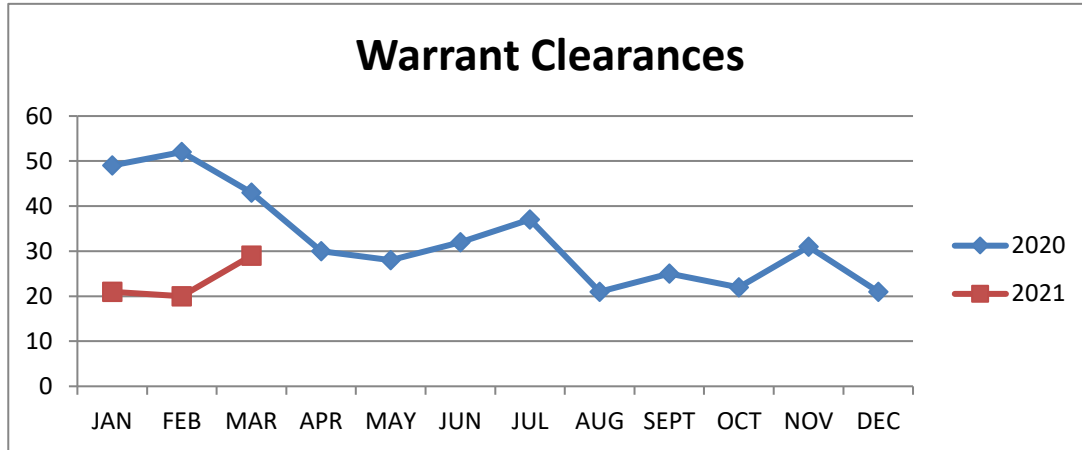
2021 Clearances Year to Date

	Crimes	Cleared	%
Arson	0	0	0.0%
Assault Offenses	6	1	16.7%
Bribery	0	0	0.0%
Burglary/B&E	11	0	0.0%
Counterfeiting/Forgery	2	2	100.0%
Destruction/Damage	4	1	25.0%
Drug/Narcotic Offenses	2	2	100.0%
Embezzlement	0	0	0.0%
Extortion/Blackmail	0	0	0.0%
Fraud Offenses	13	6	46.2%
Gambling Offenses	0	0	0.0%
Homicide Offenses	0	0	0.0%
Kidnapping/Abduction	0	0	0.0%
Larceny/Theft Offenses	30	2	6.7%
Motor Vehicle Theft	3	2	66.7%
Porn/Obscene Material	0	0	0.0%
Prostitution Offenses	0	0	0.0%
Robbery	0	0	0.0%
Sex Offenses	0	0	0.0%
Sex Offenses, Nonforcible	0	0	0.0%
Stolen Property Offenses	0	0	0.0%
Weapon Law Violation	0	0	0.0%
Human Trafficking Offenses	0	0	0.0%
Animal Cruelty	0	0	0.0%
<b>Total</b>	<b>71</b>	<b>16</b>	<b>22.5%</b>



## Municipal Warrant Clearance/Contact Activity

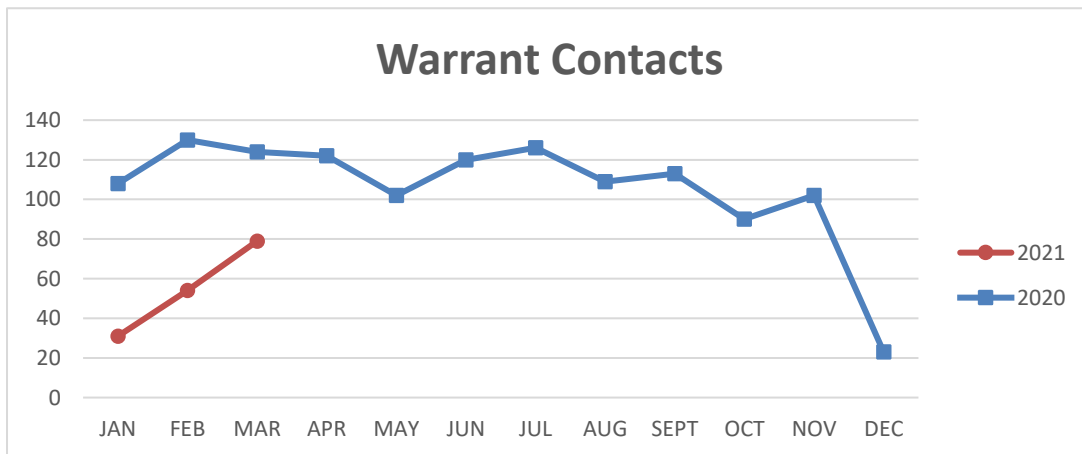
A University Park Municipal Court warrant is cleared either through an arrest made by a UPPD officer or after a person voluntarily turns himself/herself in after being contacted by the warrant officer. A contact is an effort by the Warrant Officer to locate the person wanted. All contacts do not result in a warrant clearance.



	JAN	FEB	MAR	APR	MAY	JUN	JUL	AUG	SEPT	OCT	NOV	DEC	TOTAL
2020	49	52	43	30	28	32	37	21	25	22	31	21	391
2021	21	20	29										70

### Year To Date Comparison for March

2020	144	
2021	70	-51.4%



	JAN	FEB	MAR	APR	MAY	JUN	JUL	AUG	SEPT	OCT	NOV	DEC	TOTAL
2020	108	130	124	122	102	120	126	109	113	90	102	23	1269
2021	31	54	79										164

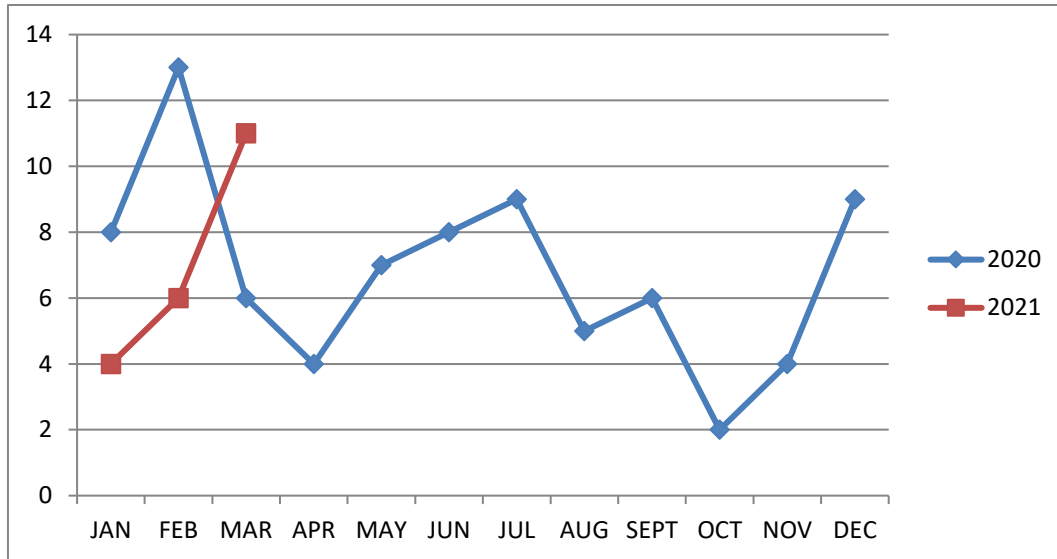
### Year To Date Comparison for March

2020	362	
2021	164	-54.7%

## Accidents Reported

**On March 13, 2020 a Public Health Emergency Declaration was issued by Dallas County. This was followed by a City of UP declaration the same day. Both declarations have been amended and remain in effect.**

Accidents are the number of traffic related accidents reported to the University Park Police Department where an accident investigation was completed.



	JAN	FEB	MAR	APR	MAY	JUN	JUL	AUG	SEPT	OCT	NOV	DEC
2020	8	13	6	4	7	8	9	5	6	2	4	9
2021	4	6	11									

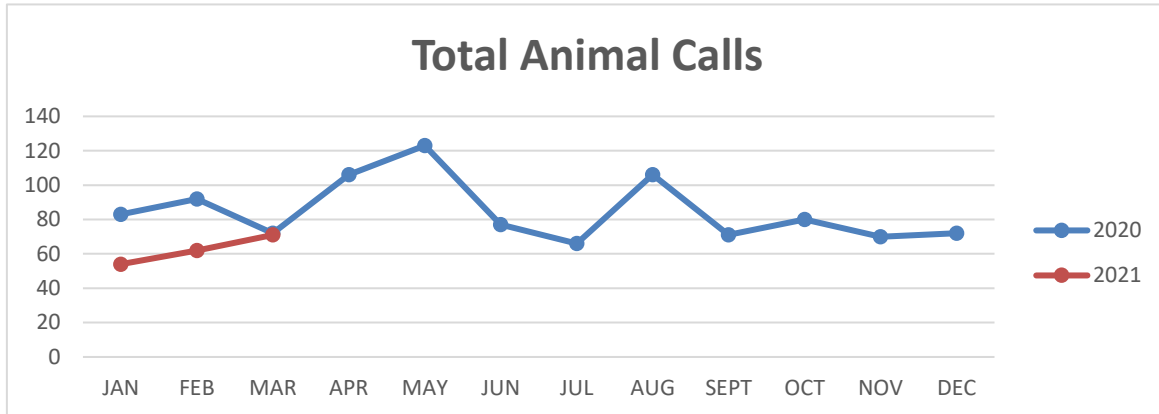
### Year to Date Comparison for March

2020	27	
2021	21	-22.2%



# Animal Control Report

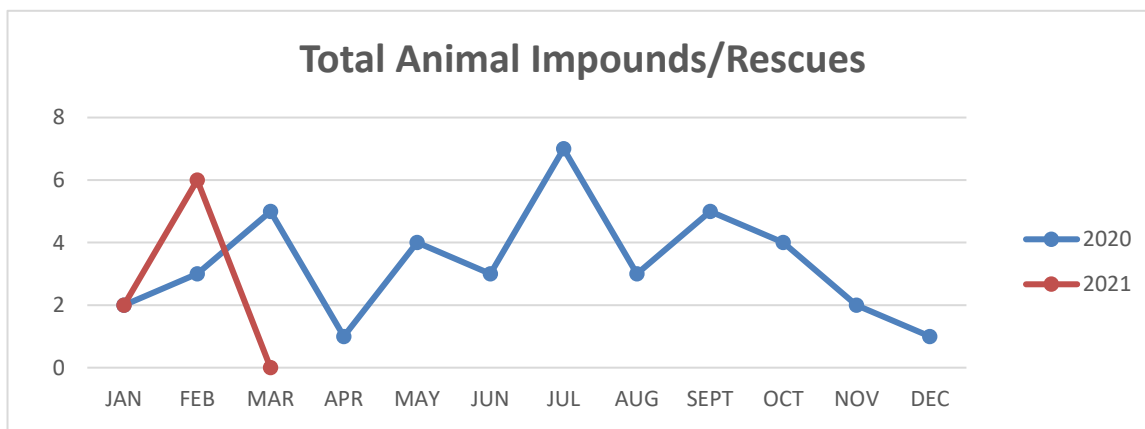
University Park Animal Control regards the administration, communication, investigation and enforcement of all codes, ordinances and regulations related to animal control, animal cruelty and neglect and perform duties to promote education and compliance with laws regulating animal treatment.



	JAN	FEB	MAR	APR	MAY	JUN	JUL	AUG	SEPT	OCT	NOV	DEC
2020	83	92	72	106	123	77	66	106	71	80	70	72
2021	54	62	71									

#### Year to Date Comparison for March

2020	247	
2021	187	-24.3%



	JAN	FEB	MAR	APR	MAY	JUN	JUL	AUG	SEPT	OCT	NOV	DEC
2020	2	3	5	1	4	3	7	3	5	4	2	1
2021	2	6	0									

#### Year to Date Comparison for March

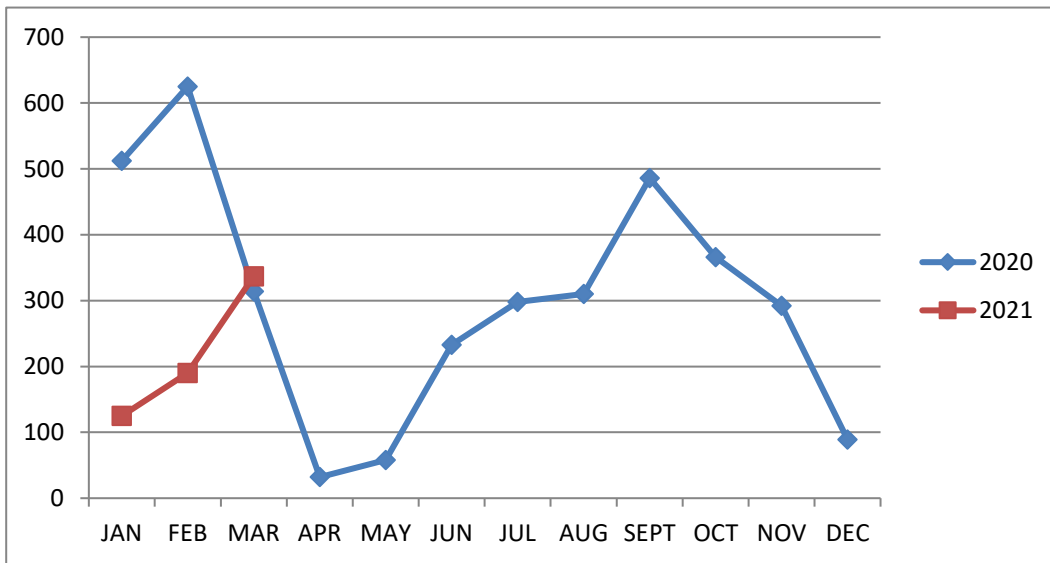
2020	10	
2021	8	-20.0%

Animal Impound/Rescue Report		
	March	Year-to Date
Animal Impounds	0	6
Animal Rescues	0	2

## Citations Issued

Citations are issued for traffic offenses, Class C Penal Code offenses, and city ordinance violations.

**On 3-13-2020 a Public Health Emergency Declaration was issued by Dallas County. This was followed by a City of UP declaration the same day. Both declarations have been amended and remain in effect.**



	JAN	FEB	MAR	APR	MAY	JUN	JUL	AUG	SEPT	OCT	NOV	DEC	TOTAL
2020	512	625	314	32	58	233	298	310	486	366	292	89	3,615
2021	125	214	337										676

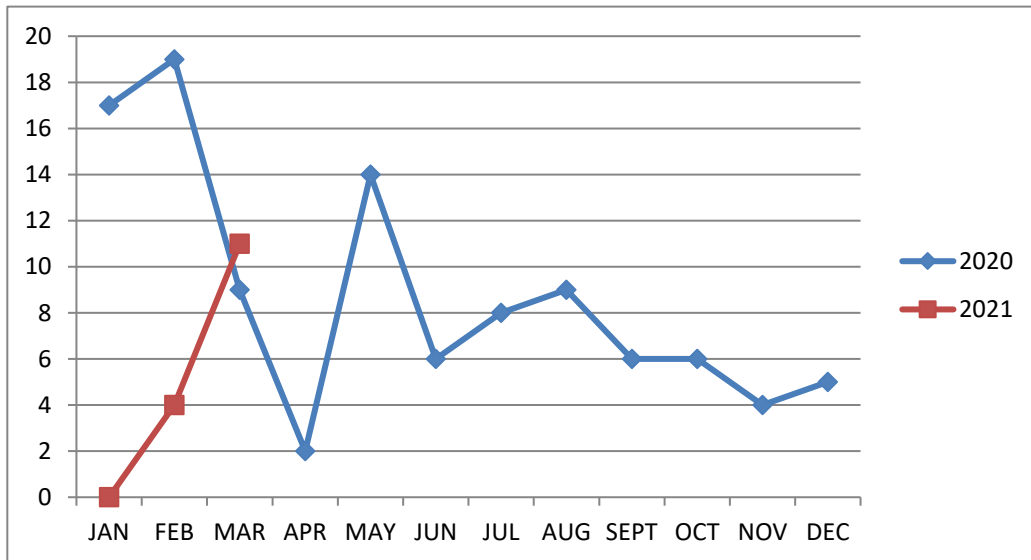
### Year to Date Comparison for March

2020	1,451	
2021	676	-53.41%

# Arrests

Total number of arrests made by UPPD officers and includes both adult and juvenile arrests.

**On 03-13-2020 a Public Health Emergency Declaration was issued by Dallas County. This was followed by a City of UP declaration the same day. Both declarations have been amended and remain in effect.**



	JAN	FEB	MAR	APR	MAY	JUN	JUL	AUG	SEPT	OCT	NOV	DEC		TOTAL
2020	17	19	9	2	14	6	8	9	6	6	4	5		105
2021	0	4	11											15

## Year to Date Comparisons for March

2020	45	
2021	15	-66.7%

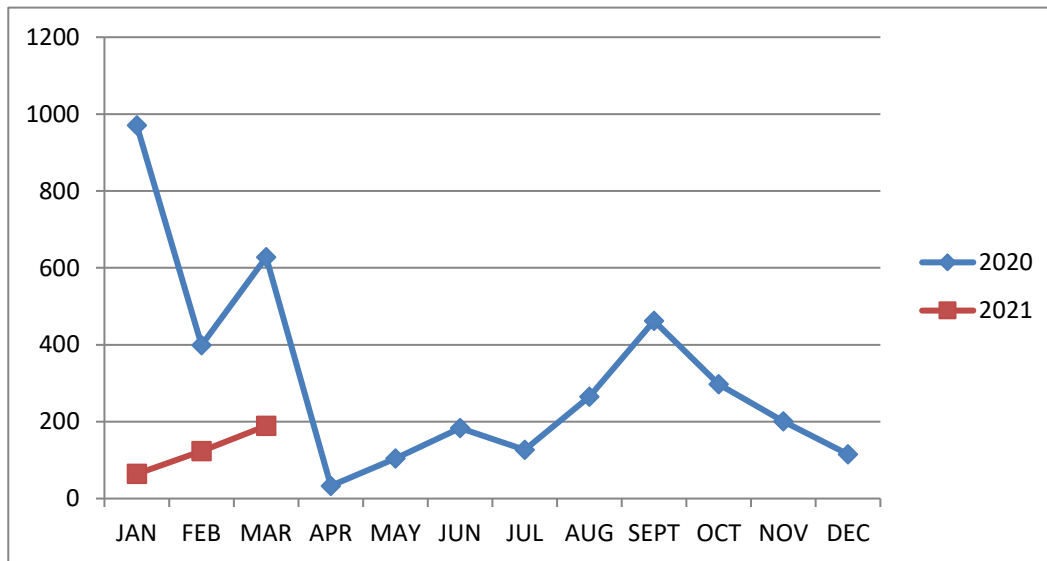
## SMU Prisoners Housed in Holding Facility

Month	0
YTD	5

# Parking Citations

Parking citations written include violations of state law and city ordinances.

**On 03-13-2020 a Public Health Emergency Declaration was issued by Dallas County. This was followed by a City of UP declaration the same day. Both declarations have been amended and remain in effect.**



	JAN	FEB	MAR	APR	MAY	JUN	JUL	AUG	SEPT	OCT	NOV	DEC	TOTAL
2020	971	399	628	33	104	183	127	265	462	297	201	115	3785
2021	64	123	189										376

## Year to Date Comparison for March

2020	1,998	
2021	376	-81.2%

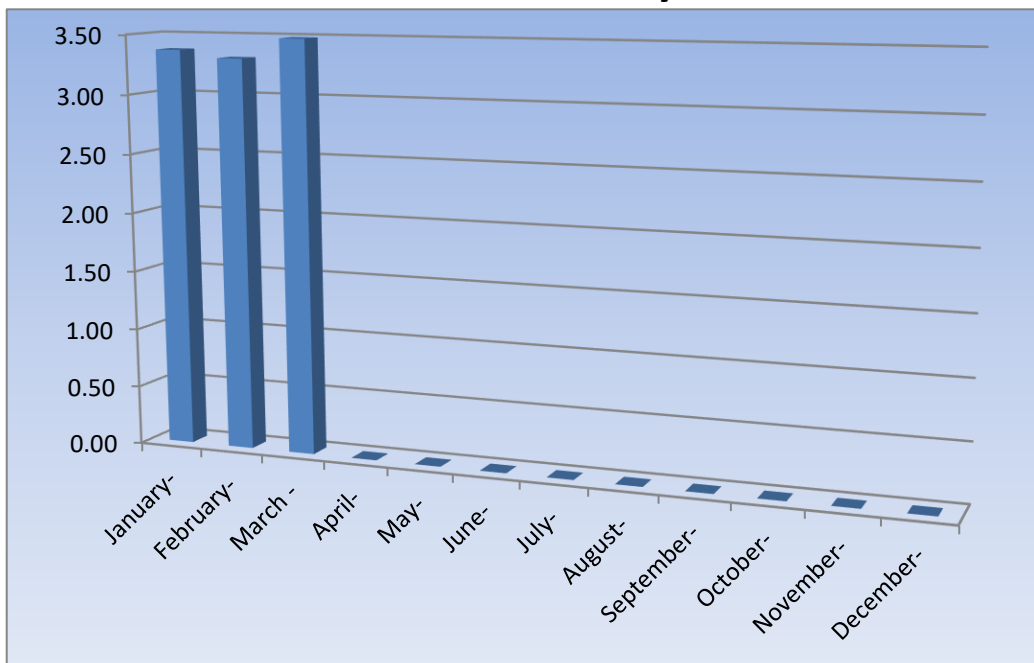
# Beat Staffing Average

Beat Staffing is the average daily number of officers assigned to beat areas on a per shift basis.

On 03-13-2020 a Public Health Emergency Declaration was issued by Dallas County. This was followed by a City of UP declaration the same day. On 3-13-2020 the HPISD cancelled in-person classroom instruction and extracurricular activity and have since cancelled all school activity for the remainder of the 2019-2020 school year. As a result Officers assigned to HPISD campuses (SRO & DARE) were re-assigned to Patrol Operations to supplement shift staffing.

HPISD began in-person classroom instruction on 9-8-2020. As a result Officers assigned to HPISD returned to their SRO and DARE assignments

## Beat Officers Only



	JAN	FEB	MAR	APR	MAY	JUN	JUL	AUG	SEPT	OCT	NOV	DEC
2020	3.55	3.66	4.05	4.57	4.42	4.07	4.02	3.87	3.38	3.39	3.32	3.37
2021	3.37	3.31	3.48									

## Year to Date Summary for March

2020	3.75
2021	3.39